



Level Plus®

Magnetostrictive Liquid Level Transmitters
with Temposonics® Technology



SoCLEAN® Product Brief

- 
- ▶ No scheduled maintenance or recalibration
 - ▶ Resolution ± 1 mm (± 0.039 in.)
 - ▶ Hazardous area certified

The Level Plus® SoCLEAN® liquid level transmitter satisfies the demand for an accurate and robust liquid level sensor with unsurpassed flexibility to meet many process application conditions. The SoCLEAN® transmitter provides 3-in-1 measurement using one process opening for product level, interface level, and temperature measurements. Once the transmitter is installed and calibrated there is no requirement for scheduled maintenance or recalibration. ***Set it and forget it!***

MORE FEATURES

- Intrinsically Safe (Ex ia)
- Sanitary finish Ra 0.64 μm (25 μin)
- Electropolished finish Ra 0.38 μm (15 μin)

TYPICAL APPLICATIONS

- Process control
- Batching
- Bioreactor

MARKETS

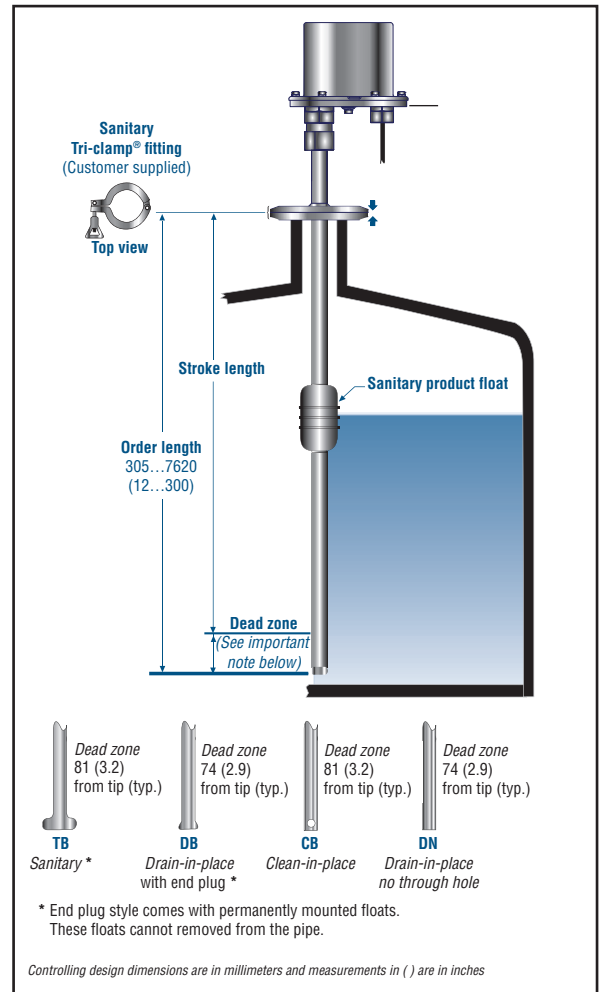
- Food and Beverage
- Pharmaceutical
- Cosmetics

TECHNICAL DATA

Output	
Output signal / Protocol	Analog (4...20mA), HART®, Modbus RTU, DDA
Measured value	Product level, interface level and temperature
Measurement parameters	
Resolution	±1 mm (±0.039 in.)
Repeatability	0.001 % F.S. or 0.381 mm (0.015 in.) ¹ (any direction)
Operating conditions	
Operating temperature	Electronics: -40 ...71 °C (-40...160 °F) Sensing element: -40...125 °C (-40...257 °F) ² Temperature element: -40...105 °C (-40...221 °F)
Design / Material	
Wetted parts	Stainless steel (AISI 316L) ³
Non-wetted parts	Stainless steel (AISI 316L), epoxy coated aluminum
Order length	Rigid pipe: 305...7620 mm (12...300 in.) ^{4,5}
Vessel pressure	Rigid pipe: 138 bar (2000 psi)
Electrical connection	
Operating voltage	10.5...28 VDC

- 1 Whichever is greater
 2 Contact factory for specific temperature ranges
 3 Contact factory for alternative materials
 4 Contact factory for longer lengths
 5 Order length equals the measurement range plus the inactive zone

TECHNICAL DRAWING



Document Part Number:
551863 Revision A (EN) 10/2016

Image reference:
Front page: © Alex Staroseltsev - Fotolia.com

LOCATIONS

USA
MTS Systems Corporation
Sensors Division
 3001 Sheldon Drive
 Cary, N.C. 27513, USA
 Tel. +1 919 677-0100
 Fax +1 919 677-0200
 info.us@mtssensors.com
 www.mtssensors.com

JAPAN
MTS Sensors Technology Corp.
 737 Aihara-machi,
 Machida-shi,
 Tokyo 194-0211, Japan
 Tel. +81 42 775-3838
 Fax +81 42 775-5512
 info.jp@mtssensors.com
 www.mtssensors.com

FRANCE
MTS Systems SAS
 Zone EUROPARC Bâtiment EXA 16
 16/18, rue Eugène Dupuis
 94046 Creteil, France
 Tel. +33 1 58 4390-28
 Fax +33 1 58 4390-03
 info.fr@mtssensors.com
 www.mtssensors.com

GERMANY
MTS Sensor Technologie
GmbH & Co. KG
 Auf dem Schüffel 9
 58513 Lüdenscheid, Germany
 Tel. +49 2351 9587-0
 Fax +49 2351 56491
 info.de@mtssensors.com
 www.mtssensors.com

CHINA
MTS Sensors
 Room 504, Huajing Commercial Center,
 No. 188, North Qinzhou Road
 200233 Shanghai, China
 Tel. +86 21 6485 5800
 Fax +86 21 6495 6329
 info.cn@mtssensors.com
 www.mtssensors.com

ITALY
MTS Systems Srl
Sensor Division
 Via Camillo Golgi, 5/7
 25064 Gussago (BS), Italy
 Tel. +39 030 988 3819
 Fax +39 030 982 3359
 info.it@mtssensors.com
 www.mtssensors.com

LEGAL NOTICES

MTS, Temposonics and Level Plus are registered trademarks of MTS Systems Corporation in the United States; MTS SENSORS and the MTS SENSORS logo are trademarks of MTS Systems Corporation within the United States. These trademarks may be protected in other countries. All other trademarks are the property of their respective owners. Copyright © 2016 MTS Systems Corporation. No license of any intellectual property rights is granted. MTS reserves the right to change the information within this document, change product designs, or withdraw products from availability for purchase without notice. Typographic and graphics errors or omissions are unintentional and subject to correction. Visit www.mtssensors.com for the latest product information.

