



Part no.: 66900024
MLDSET-M1-1600L
Safety sensor set








Figure can vary

Contents

- Set consists of
- Technical data
- Notes
- Accessories

Set consists of

	Quantity	Part no.	Designation	Article	Description
	1	520151	AC-SCM5U-BT	Sensor connection module	Suitable for: MLD 330, MLD 530 multiple light beam safety devices Supply voltage: 24 V, DC, -20 ... 20 % Number of connections: 5 Piece(s) Connection: Cable with connector, M12, 500 mm Type of fastening: Mounting plate, Groove mounting
	1	66500100	MLD-M002	Deflecting mirror	Number of beams: 2 Piece(s) Beam spacing: 500 mm Type of fastening: Groove mounting, Swivel mount, Mounting on Device Column
	1	66568100	MLD530-RT2M	Multiple light beam safety device transceiver	Operating range: 0.5 ... 8 m Number of beams: 2 Piece(s) Beam spacing: 500 mm Response time: 50 ms Connection: Connector, M12, Metal, 8 -pin Special design: Integrated muting indicator, Integrated status indicator
	1	426526	Set-AC-MLX.2-2SA	Muting sensor set	Operating range: 0 ... 8 m Cable length of muting sensors: 2,000 mm Type of muting sensors: PRK 25B retro-reflective photoelectric sensors Number of muting sensors: 2 Piece(s) Number of reflectors: 2 Piece(s)
	2	549853	UDC-1600-S2	Device column	Dimensions: 160 mm x 1,660 mm x 149 mm Column height without foot: 1,600 mm Functions: Mounting and protection of light curtains and multiple light beam devices, Adjustable, 3 directions

Technical data

Basic data	
Series	MLDSET
Special design	
Special design	Integrated muting indicator
Functions	
Functions	Muting-timeout extension Contactor monitoring (EDM), selectable Alternative connection for second muting signal Start/restart interlock (RES), selectable Muting enable function
Integrated laser alignment aid	No
Reflective element for laser alignment aid	No
Integrated muting indicator	Yes
Muting type	Sequence controlled 2-sensor muting

Part no.: 66900024 – MLDSET-M1-1600L – Safety sensor set**Characteristic parameters**

Type	4, IEC/EN 61496
SIL	3, IEC 61508
SILCL	3, IEC/EN 62061
Performance Level (PL)	e, EN ISO 13849-1
PFH _D	6.6E-09 per hour
Mission time T _M	20 years, EN ISO 13849-1
Category	4, EN ISO 13849

Protective field data

Operating range	0 ... 8 m
-----------------	-----------

Optical data

Number of beams	2 Piece(s)
Beam spacing	500 mm

Mechanical data

Type of muting sensors	PRK 25B retro-reflective photoelectric sensors
With device column	Yes
Number of muting sensors	2 Piece(s)
Column height without foot	1,600 mm

Certifications**Classification**

Customs tariff number	85365019
eCl@ss 8.0	27272703
eCl@ss 9.0	27272703
ETIM 5.0	EC001832
ETIM 6.0	EC001832

Notes**Observe intended use!**

- The product may only be put into operation by competent persons.
- Only use the product in accordance with its intended use.

WARNING! LASER RADIATION – LASER CLASS 2







Never look directly into the beam!

The device satisfies the requirements of IEC 60825-1:2007 (EN 60825-1:2007) safety regulations for a product of **laser class 2** as well as the U.S. 21 CFR 1040.10 regulations with deviations corresponding to "Laser Notice No. 50" from June 24, 2007.

- Never look directly into the laser beam or in the direction of reflected laser beams! If you look into the beam path over a longer time period, there is a risk of injury to the retina.
- Do not point the laser beam of the device at persons!
- Interrupt the laser beam using a non-transparent, non-reflective object if the laser beam is accidentally directed towards a person.
- When mounting and aligning the device, avoid reflections of the laser beam off reflective surfaces!
- CAUTION! Use of controls or adjustments or performance of procedures other than specified herein may result in hazardous light exposure.
- Observe the applicable statutory and local laser protection regulations.
- The device must not be tampered with and must not be changed in any way.
There are no user-serviceable parts inside the device.
Repairs must only be performed by Leuze electronic GmbH + Co. KG.

Accessories

Connection technology - Connection cables

	Part no.	Designation	Article	Description
	50135128	KD S-M12-8A-P1-050	Connection cable	Connection 1: Connector, M12, Axial, Female, A-coded, 8 -pin Connection 2: Open end Shielded: Yes Cable length: 5,000 mm Sheathing material: PUR
	50135129	KD S-M12-8A-P1-100	Connection cable	Connection 1: Connector, M12, Axial, Female, A-coded, 8 -pin Connection 2: Open end Shielded: Yes Cable length: 10,000 mm Sheathing material: PUR
	50135130	KD S-M12-8A-P1-150	Connection cable	Connection 1: Connector, M12, Axial, Female, A-coded, 8 -pin Connection 2: Open end Shielded: Yes Cable length: 15,000 mm Sheathing material: PUR
	50135131	KD S-M12-8A-P1-250	Connection cable	Connection 1: Connector, M12, Axial, Female, A-coded, 8 -pin Connection 2: Open end Shielded: Yes Cable length: 25,000 mm Sheathing material: PUR
	50135132	KD S-M12-8A-P1-500	Connection cable	Connection 1: Connector, M12, Axial, Female, A-coded, 8 -pin Connection 2: Open end Shielded: Yes Cable length: 50,000 mm Sheathing material: PUR