



Figure can vary






Part no.: 66900022
MLDSET-M1-1300L
Safety sensor set



Contents

- Set consists of
- Technical data
- Notes
- Accessories

Set consists of

	Quantity	Part no.	Designation	Article	Description
	1	520151	AC-SCM5U-BT	Sensor connection module	Suitable for: MLD 330, MLD 530 multiple light beam safety devices Supply voltage: 24 V, DC, -20 ... 20 % Number of connections: 5 Piece(s) Connection: Cable with connector, M12, 500 mm Type of fastening: Mounting plate, Groove mounting
	1	66500100	MLD-M002	Deflecting mirror	Number of beams: 2 Piece(s) Beam spacing: 500 mm Type of fastening: Groove mounting, Swivel mount, Mounting on Device Column
	1	66568100	MLD530-RT2M	Multiple light beam safety device transceiver	Operating range: 0.5 ... 8 m Number of beams: 2 Piece(s) Beam spacing: 500 mm Response time: 50 ms Connection: Connector, M12, Metal, 8 -pin Special design: Integrated muting indicator, Integrated status indicator
	1	426526	Set-AC-MLX.2-2SA	Muting sensor set	Operating range: 0 ... 8 m Cable length of muting sensors: 2,000 mm Type of muting sensors: PRK 25B retro-reflective photoelectric sensors Number of muting sensors: 2 Piece(s) Number of reflectors: 2 Piece(s)
	2	549852	UDC-1300-S2	Device column	Dimensions: 160 mm x 1,360 mm x 149 mm Column height without foot: 1,300 mm Functions: Mounting and protection of light curtains and multiple light beam devices, Adjustable, 3 directions

Technical data

Basic data	
Series	MLDSET
Special design	
Special design	Integrated muting indicator
Functions	
Functions	Muting-timeout extension Muting enable function Start/restart interlock (RES), selectable Alternative connection for second muting signal Contactor monitoring (EDM), selectable
Integrated laser alignment aid	No
Reflective element for laser alignment aid	No
Integrated muting indicator	Yes
Muting type	Sequence controlled 2-sensor muting

Part no.: 66900022 – MLDSET-M1-1300L – Safety sensor set**Characteristic parameters**

Type	4, IEC/EN 61496
SIL	3, IEC 61508
SILCL	3, IEC/EN 62061
Performance Level (PL)	e, EN ISO 13849-1
PFH _D	6.6E-09 per hour
Mission time T _M	20 years, EN ISO 13849-1
Category	4, EN ISO 13849

Protective field data

Operating range	0 ... 8 m
-----------------	-----------

Optical data

Number of beams	2 Piece(s)
Beam spacing	500 mm

Mechanical data

Type of muting sensors	PRK 25B retro-reflective photoelectric sensors
With device column	Yes
Number of muting sensors	2 Piece(s)
Column height without foot	1,300 mm

Certifications**Classification**

Customs tariff number	85365019
eCl@ss 8.0	27272703
eCl@ss 9.0	27272703
ETIM 5.0	EC001832
ETIM 6.0	EC001832

Notes**Observe intended use!**

- The product may only be put into operation by competent persons.
- Only use the product in accordance with its intended use.

WARNING! LASER RADIATION – LASER CLASS 2



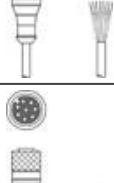

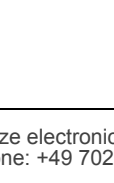

Never look directly into the beam!

The device satisfies the requirements of IEC 60825-1:2007 (EN 60825-1:2007) safety regulations for a product of **laser class 2** as well as the U.S. 21 CFR 1040.10 regulations with deviations corresponding to "Laser Notice No. 50" from June 24, 2007.

- Never look directly into the laser beam or in the direction of reflected laser beams! If you look into the beam path over a longer time period, there is a risk of injury to the retina.
- Do not point the laser beam of the device at persons!
- Interrupt the laser beam using a non-transparent, non-reflective object if the laser beam is accidentally directed towards a person.
- When mounting and aligning the device, avoid reflections of the laser beam off reflective surfaces!
- CAUTION! Use of controls or adjustments or performance of procedures other than specified herein may result in hazardous light exposure.
- Observe the applicable statutory and local laser protection regulations.
- The device must not be tampered with and must not be changed in any way.
There are no user-serviceable parts inside the device.
Repairs must only be performed by Leuze electronic GmbH + Co. KG.

Accessories

Connection technology - Connection cables

	Part no.	Designation	Article	Description
	50135128	KD S-M12-8A-P1-050	Connection cable	Connection 1: Connector, M12, Axial, Female, A-coded, 8 -pin Connection 2: Open end Shielded: Yes Cable length: 5,000 mm Sheathing material: PUR
	50135129	KD S-M12-8A-P1-100	Connection cable	Connection 1: Connector, M12, Axial, Female, A-coded, 8 -pin Connection 2: Open end Shielded: Yes Cable length: 10,000 mm Sheathing material: PUR
	50135130	KD S-M12-8A-P1-150	Connection cable	Connection 1: Connector, M12, Axial, Female, A-coded, 8 -pin Connection 2: Open end Shielded: Yes Cable length: 15,000 mm Sheathing material: PUR
	50135131	KD S-M12-8A-P1-250	Connection cable	Connection 1: Connector, M12, Axial, Female, A-coded, 8 -pin Connection 2: Open end Shielded: Yes Cable length: 25,000 mm Sheathing material: PUR
	50135132	KD S-M12-8A-P1-500	Connection cable	Connection 1: Connector, M12, Axial, Female, A-coded, 8 -pin Connection 2: Open end Shielded: Yes Cable length: 50,000 mm Sheathing material: PUR