



Figure can vary

Part no.: 66573600
MLD535-XR3
Multiple light beam safety device receiver



Contents

- Technical data
- Suitable transmitters
- Dimensioned drawings
- Electrical connection
- Operation and display
- Part number code
- Accessories

Technical data

Basic data	
Series	MLD 500
Device type	Receiver
Functions	
Functions	Sequence controlled 2-sensor muting Muting enable function Muting-timeout extension Contactor monitoring (EDM), selectable Timing controlled 4-sensor muting Timing controlled 2-sensor muting Alternative connection for second muting signal Partial muting Start/restart interlock (RES)
Characteristic parameters	
Type	4, IEC/EN 61496
SIL	3, IEC 61508
SILCL	3, IEC/EN 62061
Performance Level (PL)	e, EN ISO 13849-1
MTTF _d	204 years, EN ISO 13849-1
PFH _D	6.6E-09 per hour
Mission time T _M	20 years, EN ISO 13849-1
Category	4, EN ISO 13849
Optical data	
Number of beams	3 Piece(s)
Beam spacing	400 mm
Electrical data	
Selection of operating mode	Connection 1, pin 2: 0 V for operating mode 3, 5, 6 Connection 1, pin 7: +24 V for operating mode 3, 5, 6 Connection 1, pin 2: +24 V for operating mode 1, 2, 4 Connection 1, pin 7: 0 V for operating mode 1, 2, 4
Protective circuit	Overvoltage protection Short circuit protected
Performance data	
Supply voltage	24 V, DC, -20 ... 20 %
Current consumption, max.	150 mA, Without external load
Fuse	External with max. 3 A

Inputs	
Number of digital switching inputs	4 Piece(s)
Switching inputs	
Type	Digital switching input
Switching voltage high, min.	18.2 V
Switching voltage low, max.	2.5 V
Switching voltage, typ.	23 V
Voltage type	DC
Switching current, max.	5 mA
Digital switching input 1	
Assignment	Connection 1, pin 1
Function	Control input for start/restart interlock (RES)
Digital switching input 2	
Assignment	Connection 1, pin 3
Function	Control input for contactor monitoring (EDM)
Digital switching input 3	
Assignment	Connection 1, pin 4
Function	Control input, second muting signal
Digital switching input 4	
Assignment	Connection 1, pin 8
Function	Control input, muting enable/ timeout

Outputs	
Number of safety-related switching outputs (OSSDs)	2 Piece(s)
Number of digital switching outputs	1 Piece(s)
Safety-related switching outputs	
Type	Safety-related switching output OSSD
Switching voltage high, min.	18.2 V
Switching voltage low, max.	2.5 V
Switching voltage, typ.	23 V
Voltage type	DC
Current load, max.	380 mA
Load inductivity	2,200,000 µH
Load capacity	0.3 µF
Residual current, max.	0.2 mA
Residual current, typ.	0.002 mA
Voltage drop	1 V
Safety-related switching output 1	
Assignment	Connection 1, pin 6
Switching element	Transistor, PNP
Safety-related switching output 2	
Assignment	Connection 1, pin 5
Switching element	Transistor, PNP
Switching outputs	
Type	Digital switching output
Switching voltage high, min.	18.2 V
Switching voltage low, max.	2.5 V
Switching voltage, typ.	23 V
Voltage type	DC
Switching output 1	
Assignment	Connection 1, pin 1
Switching element	Transistor, PNP
Function	"State of OSSDs" signal output

Timing	
Response time	50 ms
Restart delay time	100 ms

Connection	
Number of connections	2 Piece(s)
Connection 1	
Type of connection	Connector
Function	Machine interface
Thread size	M12
Material	Metal
No. of pins	8 -pin
Connection 2	
Type of connection	Connector
Function	Local interface
Thread size	M12
Material	Metal
No. of pins	8 -pin

Part no.: 66573600 – MLD535-XR3 – Multiple light beam safety device receiver

Cable properties

Permissible conductor cross section, typ.	0.25 mm ²
Length of connection cable, max.	100 m
Permissible cable resistance to load, max.	200 Ω

Mechanical data

Dimension (W x H x L)	52 mm x 900 mm x 64.7 mm
Housing material	Metal, Aluminum
Lens cover material	Plastic / PMMA
Material of end caps	Diecast zinc
Net weight	2,000 g
Housing color	Yellow, RAL 1021
Type of fastening	Swivel mount Groove mounting

Operation and display

Type of display	LED
Number of LEDs	2 Piece(s)

Environmental data

Ambient temperature, operation	-30 ... 55 °C
Ambient temperature, storage	-40 ... 75 °C
Relative humidity (non-condensing)	0 ... 95 %


Certifications

Degree of protection	IP 67
Protection class	III
Certifications	c TÜV NRTL US c CSA US TÜV Süd
US patents	US 7,741,595 B US 6,418,546 B

Classification

eCl@ss 8.0	27272703
eCl@ss 9.0	27272703
ETIM 5.0	EC001832

Suitable transmitters

	Part no.	Designation	Article	Description
	66501600	MLD500-XT3	Multiple light beam safety device transmitter	Operating range: 20 ... 70 m Number of beams: 3 Piece(s) Beam spacing: 400 mm Connection: Connector, M12, Metal, 5 -pin

Dimensioned drawings

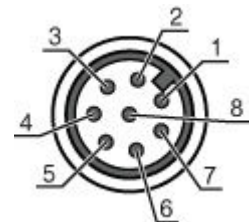
All dimensions in millimeters



Electrical connection

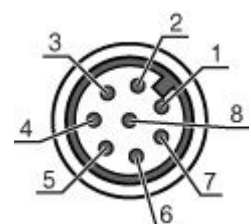
Connection 1	
Type of connection	Connector
Function	Machine interface
Thread size	M12
Type	Male
Material	Metal
No. of pins	8 -pin
Encoding	A-coded

Pin	Pin assignment	Conductor color
1	RES/OSSD status signal	White
2	VIN	Brown
3	EDM	Green
4	MS2	Yellow
5	OSSD2	Gray
6	OSSD1	Pink
7	VIN	Blue
8	M-EN/TO	Red



Connection 2	
Type of connection	Connector
Function	Local interface
Thread size	M12
Type	Female
Material	Metal
No. of pins	8 -pin
Encoding	A-coded

Pin	Pin assignment	Conductor color
1	MS4	White
2	+24V	Brown
3	MS2	Green
4	MS1	Yellow
5	RES/LMP	Gray



Part no.: 66573600 – MLD535-XR3 – Multiple light beam safety device receiver

Pin	Pin assignment	Conductor color
6	MS3	Pink
7	0 V	Blue
8	n.c.	Red

Operation and display

LEDs

LED	Display	Meaning
1	Red, continuous light	OSSD off.
	Green, continuous light	OSSD on
	Red, flashing, 1 Hz	External error
	Red, flashing, 10 Hz	Internal error
	Green, flashing, 1 Hz	Weak signal, device not optimally aligned or soiled.
2	Yellow, continuous light	Start/restart interlock locked.

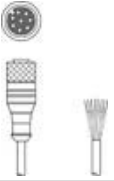
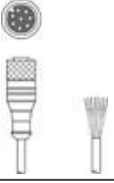
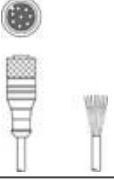
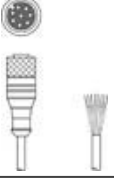



Part number code

Part designation: **MLDxyy-zab/t**

MLD	Multiple light beam safety device
x	Series: 3: MLD 300 5: MLD 500
yy	Function classes: 00: Transmitter 10: automatic restart 12: external testing 20: EDM/RES 30: muting 35: timing controlled 4-sensor muting
z	Device type: T: transmitter R: receiver RT: transceiver xT: transmitter with high range xR: receiver for high range
a	Number of beams
b	Option: L: integrated laser alignment aid (for transmitter/receiver) M: integrated status indicator (MLD 320, MLD 520) or integrated status and muting indicator (MLD 330, MLD 335, MLD 510/A, MLD 530, MLD 535) E: connection socket for external muting indicator (AS-i models only)
/t	Safety-related switching outputs (OSSDs), connection technology: -: transistor output, M12 plug A: integrated AS-i interface, M12 plug, (safety bus system)





Accessories

Connection technology - Connection cables


	Part no.	Designation	Article	Description
	678064	CB-M12-50000E-8GF	Connection cable	Connection 1: Connector, M12, Axial, Female, A-coded, 8 -pin Connection 2: Open end Shielded: Yes Cable length: 50,000 mm Sheathing material: PUR
	50135128	KD S-M12-8A-P1-050	Connection cable	Connection 1: Connector, M12, Axial, Female, A-coded, 8 -pin Connection 2: Open end Shielded: Yes Cable length: 5,000 mm Sheathing material: PUR
	50135129	KD S-M12-8A-P1-100	Connection cable	Connection 1: Connector, M12, Axial, Female, A-coded, 8 -pin Connection 2: Open end Shielded: Yes Cable length: 10,000 mm Sheathing material: PUR
	50135130	KD S-M12-8A-P1-150	Connection cable	Connection 1: Connector, M12, Axial, Female, A-coded, 8 -pin Connection 2: Open end Shielded: Yes Cable length: 15,000 mm Sheathing material: PUR
	50135131	KD S-M12-8A-P1-250	Connection cable	Connection 1: Connector, M12, Axial, Female, A-coded, 8 -pin Connection 2: Open end Shielded: Yes Cable length: 25,000 mm Sheathing material: PUR
	50135139	KS S-M12-8A-P1-050	Connection cable	Connection 1: Connector, M12, Axial, Male, A-coded, 8 -pin Connection 2: Open end Shielded: Yes Cable length: 5,000 mm Sheathing material: PUR
	50135140	KS S-M12-8A-P1-100	Connection cable	Connection 1: Connector, M12, Axial, Male, A-coded, 8 -pin Connection 2: Open end Shielded: Yes Cable length: 10,000 mm Sheathing material: PUR
	50135141	KS S-M12-8A-P1-150	Connection cable	Connection 1: Connector, M12, Axial, Male, A-coded, 8 -pin Connection 2: Open end Shielded: Yes Cable length: 15,000 mm Sheathing material: PUR

Part no.: 66573600 – MLD535-XR3 – Multiple light beam safety device receiver




Mounting technology - Swivel mounts

	Part no.	Designation	Article	Description
	560340	BT-SET-240BC	Mounting bracket set	Mounting bracket, at system: Through-hole mounting Mounting bracket, at device: Clampable Type of mounting device: Turning, 240° Material: Metal
	540350	BT-SET-240BC-E	Mounting bracket set	Mounting bracket, at system: Through-hole mounting Mounting bracket, at device: Clampable Type of mounting device: Turning, 240° Material: Metal, Plastic
	560342	BT-SET-240BCS	Mounting bracket set	Mounting bracket, at system: Through-hole mounting Mounting bracket, at device: Clampable Type of mounting device: Turning, 240°, Shock absorber Material: Metal Shock absorber: Yes
	540352	BT-SET-240BCS-E	Mounting bracket set	Mounting bracket, at system: Through-hole mounting Mounting bracket, at device: Clampable Type of mounting device: Shock absorber, Turning, 240° Material: Metal, Plastic Shock absorber: Yes

Mounting technology - Other




	Part no.	Designation	Article	Description
	424417	BT-2P40	Mounting bracket set	Contains: 2x BT-P40 clamp bracket Design of mounting device: Mounting clamp Mounting bracket, at system: Groove mounting Mounting bracket, at device: Groove mounting Type of mounting device: Clampable Material: Metal

Muting - Mounting systems


	Part no.	Designation	Article	Description
	426492	Set-AC-MT-4S	Muting sensor set	Operating range: 0 ... 4 m Cable length of muting sensors: 300 mm Type of muting sensors: Retro-reflective photoelectric sensors PRK 3B Number of muting sensors: 4 Piece(s) Number of reflectors: 4 Piece(s)
	426522	Set-AC-MTX-4S	Muting sensor set	Operating range: 0 ... 8 m Cable length of muting sensors: 300 mm Type of muting sensors: PRK 25B retro-reflective photoelectric sensors Number of muting sensors: 4 Piece(s) Number of reflectors: 4 Piece(s)
	426528	Set-AC-MTX.2-4S	Muting sensor set	Operating range: 0 ... 8 m Cable length of muting sensors: 2,000 mm Type of muting sensors: PRK 25B retro-reflective photoelectric sensors Number of muting sensors: 4 Piece(s) Number of reflectors: 4 Piece(s)

Part no.: 66573600 – MLD535-XR3 – Multiple light beam safety device receiver





Muting - Connection technology

	Part no.	Designation	Article	Description
	520140	AC-SCM6U	Sensor connection module	Suitable for: MLD 335, MLD 535 multiple light beam safety devices Supply voltage: 24 V, DC, -20 ... 20 % Number of connections: 7 Piece(s) Connection: Cable with connector, M12, 500 mm Type of fastening: Through-hole mounting, Groove mounting
	520141	AC-SCM6U-BT	Sensor connection module	Suitable for: MLD 335, MLD 535 multiple light beam safety devices Supply voltage: 24 V, DC, -20 ... 20 % Number of connections: 7 Piece(s) Connection: Cable with connector, M12, 500 mm Type of fastening: Mounting plate
	520142	AC-SCM6U-BT-L	Sensor connection module	Suitable for: MLD 335, MLD 535 multiple light beam safety devices Supply voltage: 24 V, DC, -20 ... 20 % Number of connections: 7 Piece(s) Connection: Cable with connector, M12, 500 mm Type of fastening: Mounting plate with L-angle




Display/operating elements

	Part no.	Designation	Article	Description
	426296	AC-ABF70	Acknowledgment unit	Switching current via button: 1 ... 1,000 mA Housing material: Glass fiber reinforced (PPS), self-extinguishing Clamping plate material: Stainless steel Degree of protection: IP 67, IP 69K Functions: Reset of the start/restart interlock, Overriding with AOPDs with muting function, Illuminated reset buttons Reset buttons: Yes LED indicators: Yes

Device columns

	Part no.	Designation	Article	Description
	549879	UDC-1140-S2	Device column	Dimensions: 160 mm x 1,200 mm x 149 mm Column height without foot: 1,140 mm Functions: Adjustable, 3 directions, Mounting and protection of light curtains and multiple light beam devices
	549852	UDC-1300-S2	Device column	Dimensions: 160 mm x 1,360 mm x 149 mm Column height without foot: 1,300 mm Functions: Mounting and protection of light curtains and multiple light beam devices, Adjustable, 3 directions
	549853	UDC-1600-S2	Device column	Dimensions: 160 mm x 1,660 mm x 149 mm Column height without foot: 1,600 mm Functions: Mounting and protection of light curtains and multiple light beam devices, Adjustable, 3 directions
	549854	UDC-1900-S2	Device column	Dimensions: 160 mm x 1,960 mm x 149 mm Column height without foot: 1,900 mm Functions: Mounting and protection of light curtains and multiple light beam devices, Adjustable, 3 directions

Part no.: 66573600 – MLD535-XR3 – Multiple light beam safety device receiver

	Part no.	Designation	Article	Description
	549867	UDC-2100-S2	Device column	Dimensions: 160 mm x 2,160 mm x 149 mm Column height without foot: 2,100 mm Functions: Adjustable, 3 directions, Mounting and protection of light curtains and multiple light beam devices
	549857	UDC-2500-S2	Device column	Dimensions: 160 mm x 2,560 mm x 149 mm Column height without foot: 2,500 mm Functions: Adjustable, 3 directions, Mounting and protection of light curtains and multiple light beam devices
	549865	UDC-3100-S2	Device column	Dimensions: 160 mm x 3,160 mm x 149 mm Column height without foot: 3,100 mm Functions: Mounting and protection of light curtains and multiple light beam devices, Adjustable, 3 directions