



Figure can vary


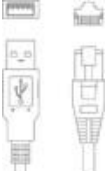
Part no.: 50141805
IT 1910i ER-3-USB-KIT
Mobile 2D-code reader



Contents

- Set consists of
- Technical data
- Electrical connection
- Operation and display
- Notes
- Accessories

Set consists of

	Quantity	Part no.	Designation	Article	Description
	1	50122436	IT 1910i ER-3	Mobile 2D-code reader	
	1	50114521	KB USB-1 IT190x	Interconnection cable	Suitable for interface: USB Connection 1: USB Connection 2: RJ41 Shielded: Yes Cable length: 3,000 mm Sheathing material: PVC

Technical data

Basic data

Series IT19xx

Read data

Code types, readable

- 2/5 Interleaved
- Aztec
- Codabar
- Codablock
- Code 128
- Code 39
- Code 49
- Code 93
- Data Matrix Code
- EAN/UPC
- GS1 Databar
- Maxicode
- Micro PDF
- Others on request
- PDF417
- QR code
- UPC

Optical data

Reading distance 25 ... 596 mm

Camera resolution, horizontal 838 px

Camera resolution, vertical 640 px

Electrical data

Performance data

Supply voltage U_B 4 ... 5.5 V, DC

Power consumption, max. 2.35 W

Interface

Type PS/2, RS 232, USB

RS 232

Function	Process
----------	---------

USB

Function	Process
----------	---------

Connection
Connection 1

Type of connection	RJ41
--------------------	------

Mechanical data

Dimension (W x H x L)	75 mm x 195 mm x 133 mm
Housing material	Plastic, UL 94-V0
Net weight	300 g

Environmental data

Ambient temperature, operation	-30 ... 50 °C
Ambient temperature, storage	-40 ... 70 °C
Relative humidity (non-condensing)	0 ... 95 %
Drop height	2 m
Measurements relative to	Concrete floor

Certifications

Degree of protection	IP 65
----------------------	-------

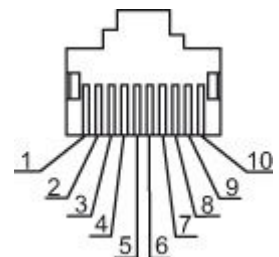
Classification

eCl@ss 8.0	27280103
eCl@ss 9.0	27280103
ETIM 5.0	EC002999
ETIM 6.0	EC002999

Electrical connection

Connection 1	
Type of connection	RJ41
Function	Configuration interface Data interface

Pin	Pin assignment
1	Shield
2	Cable ID
3	GND
4	TxD RS 232 / n.c. USB
5	RxD RS 232 / n.c. USB
6	CTS RS 232 / n.c. USB
7	+5 V DC
8	RTS RS 232 / n.c. USB
9	n.c. RS 232 / Data + USB



Pin	Pin assignment
10	n.c. RS 232 / Data - USB

Operation and display

LEDs

LED	Display	Meaning	
1	Normal operation	Green, 1x flashing	Reading successful
		Red, continuous light	Communication error

Notes

WARNING! LASER RADIATION – LASER CLASS 2

Never look directly into the beam!

The device satisfies the requirements of IEC 60825-1:2007 (EN 60825-1:2007) safety regulations for a product of **laser class 2** as well as the U.S. 21 CFR 1040.10 regulations with deviations corresponding to "Laser Notice No. 50" from June 24, 2007.

- Never look directly into the laser beam or in the direction of reflected laser beams! If you look into the beam path over a longer time period, there is a risk of injury to the retina.
- Do not point the laser beam of the device at persons!
- Interrupt the laser beam using a non-transparent, non-reflective object if the laser beam is accidentally directed towards a person.
- When mounting and aligning the device, avoid reflections of the laser beam off reflective surfaces!
- CAUTION! Use of controls or adjustments or performance of procedures other than specified herein may result in hazardous light exposure.
- Observe the applicable statutory and local laser protection regulations.
- The device must not be tampered with and must not be changed in any way. There are no user-serviceable parts inside the device. Repairs must only be performed by Leuze electronic GmbH + Co. KG.

NOTE

Affix laser information and warning signs!

Laser information and warning signs are affixed to the device. In addition, self-adhesive laser information and warning signs (stick-on labels) are supplied in several languages.



- Affix the laser information sheet to the device in the language appropriate for the place of use. When using the device in the US, use the stick-on label with the "Complies with 21 CFR 1040.10" note.
- Affix the laser information and warning signs near the device if no signs are attached to the device (e.g. because the device is too small) or if the attached laser information and warning signs are concealed due to the installation position.
- Affix the laser information and warning signs so that they are legible without exposing the reader to the laser radiation of the device or other optical radiation.

Accessories

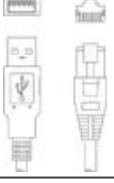
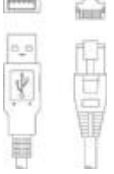
Connection technology - Connection unit

	Part no.	Designation	Article	Description
	50112893	MA 204i Profibus Gateway	Modular connection unit	Supply voltage: 18 ... 30 V Current consumption, max.: 300 mA Interface: PROFIBUS DP, RS 232 Connections: 6 Piece(s) Degree of protection: IP 65
	50112892	MA 208i Ethernet Gateway	Modular connection unit	Supply voltage: 18 ... 30 V Current consumption, max.: 300 mA Interface: Ethernet, RS 232 Connections: 6 Piece(s) Degree of protection: IP 65
	50114155	MA 238i EtherCAT Gateway	Modular connection unit	Supply voltage: 18 ... 30 V Current consumption, max.: 300 mA Interface: EtherCAT, RS 232 Connections: 6 Piece(s) Degree of protection: IP 65
	50112891	MA 248i Profinet Gateway	Modular connection unit	Supply voltage: 18 ... 30 V Current consumption, max.: 300 mA Interface: PROFINET, RS 232 Connections: 6 Piece(s) Degree of protection: IP 65
	50114156	MA 255i DeviceNet Gateway	Modular connection unit	Supply voltage: 18 ... 30 V Current consumption, max.: 300 mA Interface: RS 232, DeviceNet Connections: 6 Piece(s) Degree of protection: IP 67
	50114157	MA 258i EtherNet/IP Gateway	Modular connection unit	Supply voltage: 18 ... 30 V Current consumption, max.: 300 mA Interface: EtherNet IP, RS 232 Connections: 6 Piece(s) Degree of protection: IP 65

Connection technology - Interconnection cables



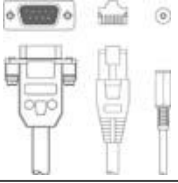
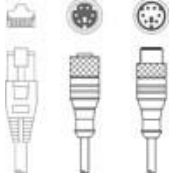
	Part no.	Designation	Article	Description
	50128800	KB 232-3 IT190x	Interconnection cable	Suitable for interface: RS 232, TTL Connection 1: Sub-D, Axial, Female, 9 -pin Connection 2: RJ41 Connection 3: Connector, Pluggable, Axial, Female, 2 -pin Shielded: Yes Cable length: 5,000 mm Sheathing material: PVC
	50113397	KB JST-HS-300	Connection cable	Suitable for interface: RS 232 Connection 1: JST ZHR Connection 2: Sub-D, Axial, Male, 9 -pin Shielded: Yes Cable length: 300 mm Sheathing material: PUR

Part no.: 50141805 – IT 1910i ER-3-USB-KIT – Mobile 2D-code reader



	Part no.	Designation	Article	Description
	50114521 **	KB USB-1 IT190x	Interconnection cable	Suitable for interface: USB Connection 1: USB Connection 2: RJ41 Shielded: Yes Cable length: 3,000 mm Sheathing material: PVC
	50114523	KB USB-2 IT190x	Interconnection cable	Suitable for interface: USB Connection 1: USB Connection 2: RJ41 Shielded: Yes Cable length: 5,000 mm Sheathing material: PVC

** Included in delivery contents


Connection technology - Y distribution cables

	Part no.	Designation	Article	Description
	50114517	KB 232-1 IT190x	Interconnection cable	Suitable for interface: RS 232, TTL Connection 1: Sub-D, Axial, Female, 9 -pin Connection 2: RJ41 Connection 3: Connector, Pluggable, Axial, Female, 2 -pin Shielded: Yes Cable length: 3,000 mm Sheathing material: PVC
	50115105	KB 232-2 IT190x	Interconnection cable	Suitable for interface: RS 232 Connection 1: Sub-D, Axial, Female, 9 -pin Connection 2: RJ41 Connection 3: Connector, Pluggable, Axial, Male, 2 -pin Shielded: Yes Cable length: 3,000 mm Sheathing material: PVC
	50128800	KB 232-3 IT190x	Interconnection cable	Suitable for interface: RS 232, TTL Connection 1: Sub-D, Axial, Female, 9 -pin Connection 2: RJ41 Connection 3: Connector, Pluggable, Axial, Female, 2 -pin Shielded: Yes Cable length: 5,000 mm Sheathing material: PVC
	50114519	KB PS2-1 IT190x	Interconnection cable	Suitable for interface: PS/2 Connection 1: PS/2 Connection 2: RJ41, female Connection 3: PS/2 Shielded: Yes Cable length: 3,000 mm Sheathing material: PVC


Mounting technology - Other

	Part no.	Designation	Article	Description
	50107034	BT Rope IT	Rope mounting bracket	Fastening, at system: Suspended (rope) Mounting bracket, at device: insertable Material: Plastic
	50128795	BT Stand 30 IT 191x	Mounting bracket	Functions: Activation of presentation mode Design of mounting device: Table foot Fastening, at system: Self-supporting Mounting bracket, at device: insertable Material: Plastic

Part no.: 50141805 – IT 1910i ER-3-USB-KIT – Mobile 2D-code reader

	Part no.	Designation	Article	Description
	50120444	BT Wallholder HS65x8	Wall mount	Design of mounting device: Wall mounting Fastening, at system: Through-hole mounting Mounting bracket, at device: insertable Material: Plastic

Power supply units

	Part no.	Designation	Article	Description
	50114525	NT f. IT 1900+Base-EU	Power supply unit	Type of power supply unit: Plug-in power supply unit Output: 5 V DC, 1 A Input: 110..240 V AC, 50..60 Hz