



Part no.: 50138195  
BCL 95 M0/R2  
Stationary bar code reader



**RS**232

Figure can vary

## Contents

- Technical data
- Dimensioned drawings
- Electrical connection
- Diagrams
- Operation and display
- Notes

Part no.: 50138195 – BCL 95 M0/R2 – Stationary bar code reader

## Technical data

<b>Basic data</b>	
Series	BCL 95
<b>Functions</b>	
Functions	Alignment mode AutoConfig I/O LED indicator Multiple read / MultiScan Output format selectable Reading gate control Reference code comparison
<b>Read data</b>	
Code types, readable	2/5 Interleaved Codabar Code 128 Code 32 Code 39 Code 93 EAN 128 EAN 8/13 EAN Addendum EAN/UPC Pharma Code UPC-A UPC-E
Scanning rate, typical	600 scans/s
<b>Optical data</b>	
Reading distance	25 ... 170 mm
Light source	Laser , Red
Laser light wavelength	655 nm
Laser class	1 acc. to IEC 60825-1:2014 (EN 60825-1:2014) 2 acc. to IEC 60825-1:2007 (EN 60825-1:2007)
Transmitted-signal shape	Continuous
Usable opening angle (reading field opening)	66 °
Modulus size	0.15 ... 0.5 mm
Reading method	Line scanner
Scanning rate	600 scans/s
Beam deflection	Via rotating polygon wheel
Light beam exit	Lateral
<b>Electrical data</b>	
Protective circuit	Short circuit protected
<b>Performance data</b>	
Supply voltage $U_B$	4.75 ... 5.5 V , DC
Current consumption, max.	450 mA
<b>Inputs</b>	
Number of digital switching inputs	1 Piece(s)
<b>Switching inputs</b>	
Voltage type	DC
Switching voltage	5V DC

## Part no.: 50138195 – BCL 95 M0/R2 – Stationary bar code reader

### Outputs

Number of digital switching outputs 1 Piece(s)

#### Switching outputs

Voltage type DC

Switching voltage 5 ... 30 V DC, 20 mA

#### Switching output 1

Switching element Transistor , NPN

### Interface

Type RS 232

#### RS 232

Function Process

Transmission speed 4,800 ... 57,600 Bd

Data format Adjustable

Start bit 1

Data bit 7,8

Stop bit 1.2

Parity Adjustable

Transmission protocol Adjustable

Data encoding ASCII  
HEX

### Service interface

Type RS 232

#### RS 232

Function Service

### Connection

Number of connections 1 Piece(s)

#### Connection 1

Type of connection Cable

Function Data interface  
Signal IN  
Signal OUT  
Voltage supply

Cable length 2,000 mm

Sheathing material PVC

Cable color Black

Number of conductors 6 -wire

Wire cross section 0.081 mm<sup>2</sup>

### Mechanical data

Design Cubic

Dimension (W x H x L) 62 mm x 56.9 mm x 23.8 mm

Housing material Metal , Diecast zinc

Lens cover material Glass

Net weight 210 g

Housing color Red  
Silver

Type of fastening Fastening thread

**Part no.: 50138195 – BCL 95 M0/R2 – Stationary bar code reader****Operation and display**

Type of display	LED
Number of LEDs	2 Piece(s)

**Environmental data**

Ambient temperature, operation	5 ... 40 °C
Ambient temperature, storage	-20 ... 60 °C
Relative humidity (non-condensing)	0 ... 90 %
Extraneous light protection, max.	2,000 lx

**Certifications**

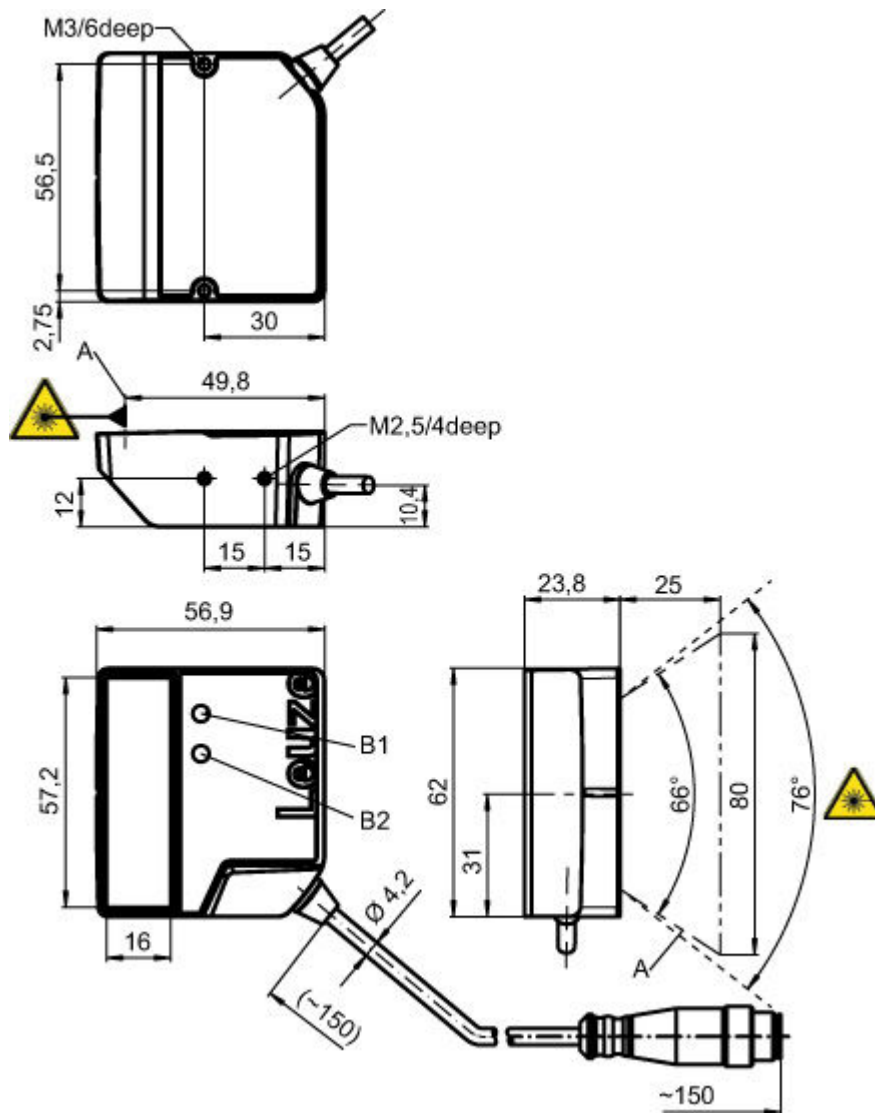
Degree of protection	IP 54
Protection class	III
Certifications	c UL US
Test procedure for EMC in accordance with standard	EN 61326-1:2013-01 FCC 15-CFR 47 Part 15 (09-07-2015) Limits Class B
Test procedure for shock in accordance with standard	IEC 60068-2-27, test Ea
Test procedure for vibration in accordance with standard	IEC 60068-2-6, test Fc

**Classification**

Customs tariff number	84719000
eCl@ss 8.0	27280102
eCl@ss 9.0	27280102
ETIM 5.0	EC002550

## Dimensioned drawings

All dimensions in millimeters



- A Laser beam  
B1 Decode LED  
B2 Status LED

NOTE For exact positioning of the laser beam in the application, the scanner must be aligned.

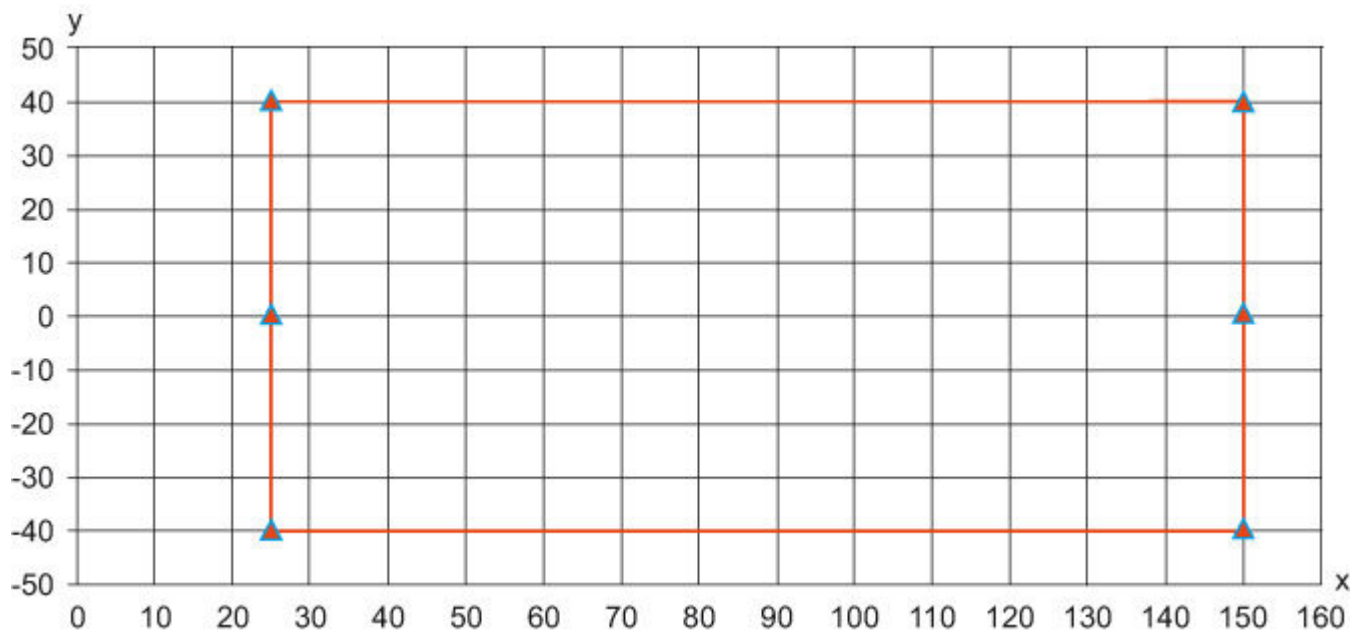
## Electrical connection

Connection 1	
Type of connection	Cable
Function	Data interface Signal IN Signal OUT Voltage supply
Cable length	2,000 mm
Sheathing material	PVC
Cable color	Black
Number of conductors	6 -wire
Wire cross section	0.081 mm <sup>2</sup>

Conductor color	Conductor assignment
Red	V+
Orange	IN 1
Violet	GND
Black	OUT 1
White	RS 232 RxD
Green	RS 232 TxD

## Diagrams

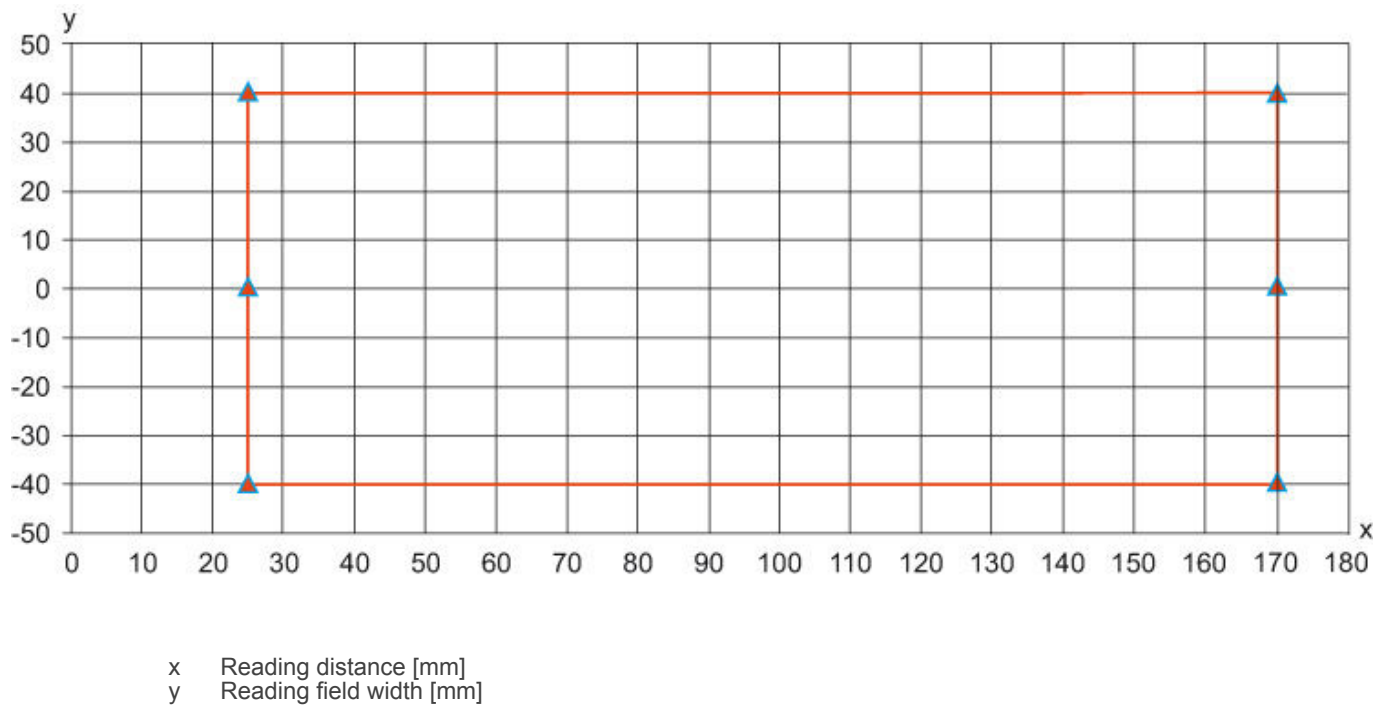
Reading field curve for module  $m = 0.165 \dots 0.5 \text{ mm}$  (6.5 ... 20 mil)



x Reading distance [mm]  
y Reading field width [mm]

Part no.: 50138195 – BCL 95 M0/R2 – Stationary bar code reader

Reading field curve for module m = 0.2 ... 0.5 mm (8 ... 20 mil)



## Operation and display

### LEDs

LED	Display	Meaning
1	PWR	Green, flashing
		Green, continuous light
		Red, flashing
		Red, continuous light
		Orange, flashing
2	GOOD READ	Green, 200 ms on
		Red, 200 ms off
		Orange, continuous light

## Notes

### Observe intended use!

- This product is not a safety sensor and is not intended as personnel protection.
- The product may only be put into operation by competent persons.
- Only use the product in accordance with its intended use.

## Part no.: 50138195 – BCL 95 M0/R2 – Stationary bar code reader

### For UL applications:

- For UL applications, use is only permitted in Class 2 circuits in accordance with the NEC (National Electric Code).

### WARNING! LASER RADIATION – LASER CLASS 1

The device satisfies the requirements of IEC 60825-1:2014 (EN 60825-1:2014) safety regulations for a product of **laser class 1**

- Observe the applicable statutory and local laser protection regulations.
- The device must not be tampered with and must not be changed in any way.  
There are no user-serviceable parts inside the device.  
Repairs must only be performed by Leuze electronic GmbH + Co. KG.

### WARNING! LASER RADIATION – LASER CLASS 2

#### Never look directly into the beam!

The device satisfies the requirements of IEC 60825-1:2007 (EN 60825-1:2007) safety regulations for a product of **laser class 2** as well as the U.S. 21 CFR 1040.10 regulations with deviations corresponding to "Laser Notice No. 50" from June 24, 2007.

- Never look directly into the laser beam or in the direction of reflected laser beams! If you look into the beam path over a longer time period, there is a risk of injury to the retina.
- Do not point the laser beam of the device at persons!
- Interrupt the laser beam using a non-transparent, non-reflective object if the laser beam is accidentally directed towards a person.
- When mounting and aligning the device, avoid reflections of the laser beam off reflective surfaces!
- CAUTION! Use of controls or adjustments or performance of procedures other than specified herein may result in hazardous light exposure. The glass optics cover is the only aperture through which laser radiation may be observed on this product.
- Observe the applicable statutory and local laser protection regulations.
- The device must not be tampered with and must not be changed in any way.  
There are no user-serviceable parts inside the device.  
Repairs must only be performed by Leuze electronic GmbH + Co. KG.

### NOTE

#### Affix laser information and warning signs!

Laser information and warning signs are affixed to the device. In addition, self-adhesive laser information and warning signs (stick-on labels) are supplied in several languages.

- Affix the laser information sheet to the device in the language appropriate for the place of use. When using the device in the US, use the stick-on label with the "Complies with 21 CFR 1040.10" note.
- Affix the laser information and warning signs near the device if no signs are attached to the device (e.g. because the device is too small) or if the attached laser information and warning signs are concealed due to the installation position.
- Affix the laser information and warning signs so that they are legible without exposing the reader to the laser radiation of the device or other optical radiation.



## Part no.: 50138195 – BCL 95 M0/R2 – Stationary bar code reader

### WARNING!

If the scanner motor fails during the emission of laser radiation, the limit value of laser class 2 in accordance with IEC 60825-1 Edition 2.0 (2007) and Edition 3.0 (2014) could be exceeded. The device has safeguards to prevent this occurrence.

- If the emitted laser beam is at a standstill, immediately disconnect the faulty bar code reader from the voltage supply.
- The BCL 95 emits scanned optical radiation at a wavelength of 655 nm (red). Looking at the device's mirror and operating at the lowest scanning rate (400 scans/s) at a viewing distance of 65 mm results in pulses with a pulse duration of 120 µs on the retina of the eye. The total pulse peak power at the exit window is less than 2.1 mW. The average laser power is, thus, less than 1 mW, corresponding to laser class 2 in accordance with EN 60825-1, Edition 2.0 (2007) and IEC 60825-1, Edition 2.0 (2007) and less than the limit value of 0.39 mW for laser class 1 in accordance with EN 60825-1, Edition 3.0 (2014) and IEC 60825-1, Edition 3.0 (2014).