



Figure can vary

Part no.: 50138140
HS 6608 DPM
Mobile 2D-code reader



Contents

- Technical data
- Electrical connection
- Diagrams
- Accessories
- Notes

Part no.: 50138140 – HS 6608 DPM – Mobile 2D-code reader

Technical data

Basic data

Series	HS 66x8
--------	---------

Read data

Code types, readable	UPC GS1 Databar Micro QR GS1 Databar Limited PDF417 Codabar EAN Addendum Composite Codes Directly-marked 2D-codes GS1 Databar Expanded GS1 Databar Stacked Code 39 GS1 Databar Truncated QR code Aztec EAN 128 Others on request 2/5 Interleaved Code 93 Micro PDF Data Matrix Code GS1 Databar Omnidirectional Maxicode Code 128 EAN 8/13
----------------------	--

Optical data

Reading distance	0 ... 147 mm
Light source	LED
LED group	1
Camera resolution, horizontal	1,280 px
Camera resolution, vertical	960 px
Alignment aid	Laser, red
Light wavelength	655 nm

Electrical data

Performance data

Supply voltage	4.5 ... 5.5 V, DC
Power consumption, max.	1.8 W

Interface

Type	RS 232, USB
------	-------------

RS 232

Function	Process
----------	---------

USB

Function	Process
----------	---------

Connection

Connection 1

Type of connection	RJ41
--------------------	------

Mechanical data

Part no.: 50138140 – HS 6608 DPM – Mobile 2D-code reader

Dimension (W x H x L)	77 mm x 185 mm x 132 mm
Housing material	Plastic, PC-ABS
Net weight	304 g

Environmental data

Ambient temperature, operation	-30 ... 50 °C
Ambient temperature, storage	-40 ... 70 °C
Relative humidity (non-condensing)	5 ... 95 %
Drop height	2.4 m
Measurements relative to	Concrete floor

Certifications

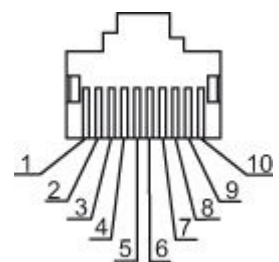
Degree of protection	IP 65 IP 67
Certifications	c UL US

Classification

eCl@ss 8.0	27280103
eCl@ss 9.0	27280103
ETIM 5.0	EC002550

Electrical connection

Connection 1	
Type of connection	RJ41
Function	Voltage supply Service interface Data interface



Diagrams

Reading field

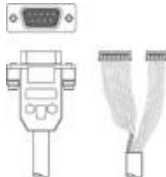
	A [mil]	B [mm]	C [mm]	D [mm]
Code 39	3	0,076	27,9	40,6
	5	0,127	0	88,9
	7,5	0,191	0	137,2
	20	0,508	27,9	233,7
UPC/EAN 13	13 (100%)	0,330	20,3	157,5
PDF 417	6,67	0,169	0	94,0
	10	0,254	0	114,3
	15	0,381	0	142,2
Data Matrix Code	4	0,102	25,4	53,3
	5	0,127	10,2	68,6
	7,5	0,191	0	88,9
	10	0,254	0	111,8
QR Code	4	0,102	27,9	35,6
	5	0,127	12,7	55,9
	7,5	0,191	0	83,8
	10	0,254	0	101,6

A Module size [mil]
 B Module size [mm]
 C From [mm]
 D To [mm]

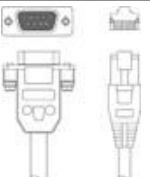
NOTE Please notice that the real reading distances are also influenced by factors such as labeling material, printing quality, reading angle, printing contrast etc., and may thus deviate from the reading distances specified here.

Accessories

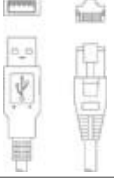
Connection technology - Connection cables

	Part no.	Designation	Article	Description
	50113397	KB JST-HS-300	Connection cable	Suitable for interface: RS 232 Connection 1: JST ZHR Connection 2: Sub-D, Axial, Male, 9 -pin Shielded: Yes Cable length: 300 mm Sheathing material: PUR

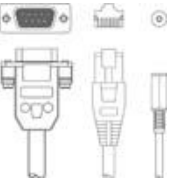
Connection technology - Interconnection cables

	Part no.	Designation	Article	Description
	50138353	KDS HS-SUB-9A-RJ41-AA-T1-028	Interconnection cable	Suitable for interface: RS 232 Connection 1: Sub-D, Axial, Female, 9 -pin Connection 2: RJ41 Shielded: Yes Cable length: 2,800 mm Sheathing material: TPE


Part no.: 50138140 – HS 6608 DPM – Mobile 2D-code reader

	Part no.	Designation	Article	Description
	50138360	KSS HS-USB-4A-RJ41-AA-T1-020	Interconnection cable	Suitable for interface: USB Connection 1: USB Connection 2: RJ41 Shielded: Yes Cable length: 2,000 mm Sheathing material: TPU

Connection technology - Y distribution cables


	Part no.	Designation	Article	Description
	50138358	KY-HS-DDS-D9AJ2ARAA-020-T1	Interconnection cable	Suitable for interface: RS 232 Connection 1: Sub-D, Axial, Female, 9 -pin Connection 2: RJ41 Connection 3: Connector, Pluggable, Axial, Female, 2 -pin Shielded: Yes Cable length: 2,000 mm Sheathing material: TPU

Connection technology - Terminal boxes


	Part no.	Designation	Article	Description
	50112893	MA 204i Profibus Gateway	Modular connection unit	Supply voltage: 18 ... 30 V Current consumption, max.: 300 mA Interface: PROFIBUS DP, RS 232 Connections: 6 Piece(s) Degree of protection: IP 65
	50112892	MA 208i Ethernet Gateway	Modular connection unit	Supply voltage: 18 ... 30 V Current consumption, max.: 300 mA Interface: Ethernet, RS 232 Connections: 6 Piece(s) Degree of protection: IP 65
	50114155	MA 238i EtherCAT Gateway	Modular connection unit	Supply voltage: 18 ... 30 V Current consumption, max.: 300 mA Interface: EtherCAT, RS 232 Connections: 6 Piece(s) Degree of protection: IP 65
	50112891	MA 248i Profinet Gateway	Modular connection unit	Supply voltage: 18 ... 30 V Current consumption, max.: 300 mA Interface: PROFINET, RS 232 Connections: 6 Piece(s) Degree of protection: IP 65
	50114156	MA 255i DeviceNet Gateway	Modular connection unit	Supply voltage: 18 ... 30 V Current consumption, max.: 300 mA Interface: RS 232, DeviceNet Connections: 6 Piece(s) Degree of protection: IP 67
	50114157	MA 258i EtherNet/IP Gateway	Modular connection unit	Supply voltage: 18 ... 30 V Current consumption, max.: 300 mA Interface: EtherNet IP, RS 232 Connections: 6 Piece(s) Degree of protection: IP 65

Part no.: 50138140 – HS 6608 DPM – Mobile 2D-code reader

Mounting technology - Other

	Part no.	Designation	Article	Description
	50120444	BT Wallholder HS65x8	Wall mount	Design of mounting device: Wall mounting Fastening, at system: Through-hole mounting Mounting bracket, at device: insertable Material: Plastic

Power supply units

	Part no.	Designation	Article	Description
	50138350	NT HS6608-Schuko	Power supply unit	Type of power supply unit: Desktop power supply unit Output: 12 V DC, 2 A Input: 110..240 V AC, 50..60 Hz

Notes

WARNING! LASER RADIATION – LASER CLASS 2

Never look directly into the beam!

The device satisfies the requirements of IEC 60825-1:2007 (EN 60825-1:2007) safety regulations for a product of **laser class 2** as well as the U.S. 21 CFR 1040.10 regulations with deviations corresponding to "Laser Notice No. 50" from June 24, 2007.

- Never look directly into the laser beam or in the direction of reflected laser beams! If you look into the beam path over a longer time period, there is a risk of injury to the retina.
- Do not point the laser beam of the device at persons!
- Interrupt the laser beam using a non-transparent, non-reflective object if the laser beam is accidentally directed towards a person.
- When mounting and aligning the device, avoid reflections of the laser beam off reflective surfaces!
- CAUTION! Use of controls or adjustments or performance of procedures other than specified herein may result in hazardous light exposure.
- Observe the applicable statutory and local laser protection regulations.
- The device must not be tampered with and must not be changed in any way.
There are no user-serviceable parts inside the device.
Repairs must only be performed by Leuze electronic GmbH + Co. KG.

NOTE

Affix laser information and warning signs!

Laser information and warning signs are affixed to the device. In addition, self-adhesive laser information and warning signs (stick-on labels) are supplied in several languages.

- Affix the laser information sheet to the device in the language appropriate for the place of use. When using the device in the US, use the stick-on label with the "Complies with 21 CFR 1040.10" note.
- Affix the laser information and warning signs near the device if no signs are attached to the device (e.g. because the device is too small) or if the attached laser information and warning signs are concealed due to the installation position.
- Affix the laser information and warning signs so that they are legible without exposing the reader to the laser radiation of the device or other optical radiation.