



**Part no.: 50131036**  
**DDLS 508 120.0 L H**  
**Optical data transmission**



Ethernet



Figure can vary

## Contents

- Technical data
- Dimensioned drawings
- Electrical connection
- Operation and display
- Suitable transmitters
- Part number code
- Notes
- Accessories

## Technical data

<b>Basic data</b>	
Series	DDLS 500
<b>Special design</b>	
Special design	Integrated laser alignment aid Heating
<b>Optical data</b>	
Working range	100 ... 120,000 mm
Light source	Laser
Usable opening angle, transmitter	1 °
<b>Electrical data</b>	
<b>Performance data</b>	
Supply voltage U <sub>B</sub>	18 ... 30 V, DC
<b>Inputs</b>	
Number of digital switching inputs	1 Piece(s)
<b>Outputs</b>	
Number of digital switching outputs	1 Piece(s)
<b>Interface</b>	
Type	Ethernet
<b>Ethernet</b>	
Transmission speed	100 Mbit/s
<b>Connection</b>	
Number of connections	2 Piece(s)
<b>Connection 1</b>	
Type of connection	Connector
Designation on device	POWER
Thread size	M12
Type	Male
No. of pins	5 -pin
Encoding	A-coded
<b>Connection 2</b>	
Type of connection	Connector
Designation on device	BUS
Thread size	M12
Type	Female
No. of pins	4 -pin
Encoding	D-coded
<b>Mechanical data</b>	
Dimension (W x H x L)	100 mm x 156 mm x 99.5 mm
Housing material	Metal
Net weight	1,185 g
<b>Operation and display</b>	

**Part no.: 50131036 – DDLS 508 120.0 L H – Optical data transmission**

Type of display	Bar graph LED
-----------------	------------------

**Environmental data**

Ambient temperature, operation	-35 ... 50 °C
Ambient temperature, storage	-35 ... 70 °C

**Certifications**

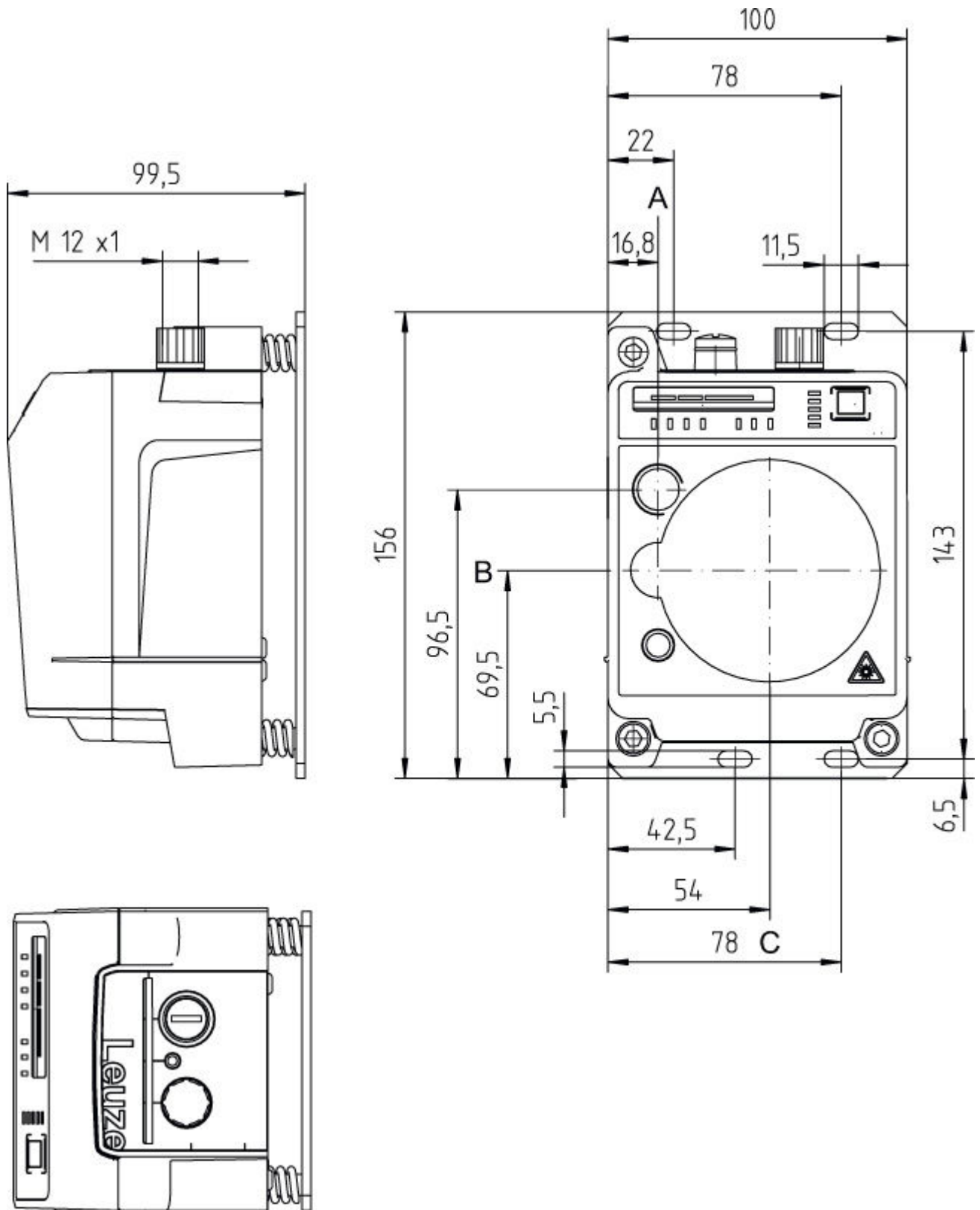
Degree of protection	IP 65
Certifications	c UL US
Test procedure for EMC in accordance with standard	EN 1000-6-4 EN 61000-6-2
Test procedure for noise in accordance with standard	EN 60068-2-64
Test procedure for oscillation in accordance with standard	EN 60068-2-6
Test procedure for shock in accordance with standard	EN 60068-2-27

**Classification**

eCl@ss 8.0	27100990
eCl@ss 9.0	27100990

## Dimensioned drawings

All dimensions in millimeters

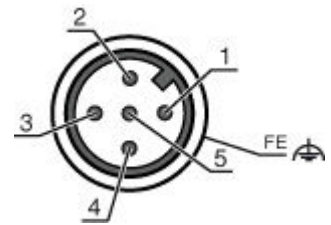


A Center axis of transmitter and alignment laser  
 B Center axis of transmitter and receiver  
 C Center axis of receiver

## Electrical connection

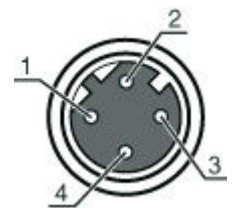
Connection 1	POWER
Type of connection	Connector
Function	Signal OUT Signal IN Voltage supply
Thread size	M12
Type	Male
Material	Metal
No. of pins	5 -pin
Encoding	A-coded

Pin	Pin assignment
1	VIN
2	IO1
3	GND
4	IO2
5	FE/SHIELD



Connection 2	BUS
Type of connection	Connector
Function	BUS IN
Thread size	M12
Type	Female
Material	Metal
No. of pins	4 -pin
Encoding	D-coded

Pin	Pin assignment
1	TD+
2	RD+
3	TD-
4	RD-




## Operation and display

### LEDs

LED	Display	Meaning	
1	AUT	Off	Operating mode not active
		Green, continuous light	Operating mode 'Automatic'
2	MAN	Off	Operating mode not active
		Green, continuous light	Operating mode 'Manual'
3	ADJ	Off	Operating mode not active
		Green, continuous light	Operating mode 'Adjust'
4	LAS	Off	Operating mode not active
		Green, continuous light	Operating mode 'Alignment-laser mounting support'

LED	Display	Meaning	
5	LLC	Off	Operating mode not active
		Green, continuous light	LLC without interruption
		Red, continuous light	LLC interrupted at least once
6	PWR	Off	No supply voltage
		Green, flashing	Device ok, initialization phase
		Green, continuous light	Data transmission active
		Red, flashing	Data transmission interrupted
		Red, continuous light	Device error
7	TMP	Off	Operating temperature OK
		Orange, continuous light	Operating temperature critical
		Red, continuous light	Operating temperature exceeded or not met
8	LSR	Off	With function reserve
		Orange, continuous light	Device OK, warning set
9	FRE	Off	Transmission frequency F1 preselected
		Green, continuous light	Transmission frequency F2 preselected (factory setting)
10	OLK	Off	Fault
		Green, continuous light	No data transmission
		Orange, continuous light	Data transmission active
11	ERL	Off	Link OK
		Orange, continuous light	Missing link (Ethernet cable connection) on the second device
		Red, continuous light	No cable-connected link to the connected device
12	LINK	Off	No cable-connected link to the connected device
		Green, continuous light	Link OK
		Orange, continuous light	Data transmission active
13	SIGNAL QUALITY	2 red, 2 orange and 4 green	Received signal level

## Suitable transmitters

	Part no.	Designation	Article	Description
	50131036	DDLS 508 120.0 L H	Optical data transmission	Working range: 100 ... 120,000 mm Interface: Ethernet Connection: Connector, M12 Special design: Heating, Integrated laser alignment aid

## Part number code

Part designation: **DDLS 5XXX YYY.Z A B C**

DDLS	Optical transceiver for digital data transmission
5XXX	<b>Series:</b> 508i: without integrated web server for remote diagnostics 508i: with integrated web server for remote diagnostics 548i: with integrated web server for remote diagnostics
YYY	Range for data transmission in m
Z	<b>Frequency of the transmitter:</b> 0: Frequency F0 1: Frequency F1 2: Frequency F2 3: Frequency F3 4: Frequency F4
A	<b>Option:</b> L: integrated laser alignment aid (for transmitter/receiver)

B	<b>Special equipment:</b> H: with heating
C	<b>Special equipment:</b> W: transmission optics with larger opening angle (on request)

## Notes

### Observe intended use!

- This product is not a safety sensor and is not intended as personnel protection.
- The product may only be put into operation by competent persons.
- Only use the product in accordance with its intended use.

### For UL applications:

- For UL applications, use is only permitted in Class 2 circuits in accordance with the NEC (National Electric Code).

### WARNING! INVISIBLE LASER RADIATION – LASER CLASS 1M




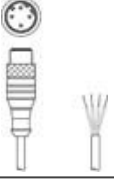
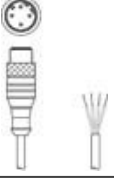



- **Never observe directly using telescope optics!**  
The device satisfies the requirements of IEC 60825-1:2007 (EN 60825-1:2007) safety regulations for a product of **laser class 1M** as well as the U.S. 21 CFR 1040.10 regulations with deviations corresponding to "Laser Notice No. 50" from June 24, 2007.
- Looking into the beam path for extended periods using telescope optics may damage the eye's retina. Never look using telescope optics into the laser beam or in the direction of reflecting beams.
- **CAUTION!** The use of operating and adjusting devices other than those specified here or the carrying out of differing procedures may lead to dangerous exposure to radiation!  
The use of optical instruments or devices (e.g., magnifying glasses, binoculars) in combination with the device increases the danger of eye damage.
- Observe the applicable statutory and local laser protection regulations.
- The device must not be tampered with and must not be changed in any way.  
There are no user-serviceable parts inside the device.  
Repairs must only be performed by Leuze electronic GmbH + Co. KG.

### WARNING! LASER RADIATION – LASER CLASS 1 (alignment laser)

- The device satisfies the requirements of IEC 60825-1:2007 (EN 60825-1:2007) safety regulations for a product of **laser class 1** as well as the U.S. 21 CFR 1040.10 regulations with deviations corresponding to "Laser Notice No. 50" from June 24, 2007.
- Observe the applicable statutory and local laser protection regulations.

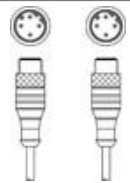
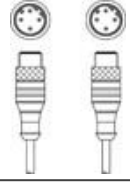
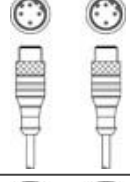
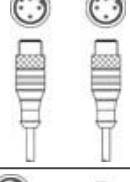
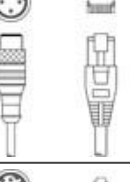
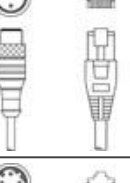
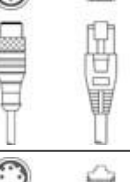
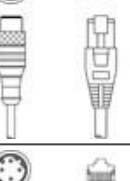
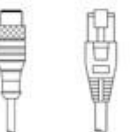
**Accessories**

## Connection technology - Connection cables

	Part no.	Designation	Article	Description
	50132077	KD U-M12-5A-V1-020	Connection cable	Connection 1: Connector, M12, Axial, Female, A-coded, 5 -pin Connection 2: Open end Shielded: No Cable length: 2,000 mm Sheathing material: PVC
	50132079	KD U-M12-5A-V1-050	Connection cable	Connection 1: Connector, M12, Axial, Female, A-coded, 5 -pin Connection 2: Open end Shielded: No Cable length: 5,000 mm Sheathing material: PVC
	50132080	KD U-M12-5A-V1-100	Connection cable	Connection 1: Connector, M12, Axial, Female, A-coded, 5 -pin Connection 2: Open end Shielded: No Cable length: 10,000 mm Sheathing material: PVC
	50135073	KS ET-M12-4A-P7-020	Connection cable	Suitable for interface: Ethernet Connection 1: Connector, M12, Axial, Male, D-coded, 4 -pin Connection 2: Open end Shielded: Yes Cable length: 2,000 mm Sheathing material: PUR
	50135074	KS ET-M12-4A-P7-050	Connection cable	Suitable for interface: Ethernet Connection 1: Connector, M12, Axial, Male, D-coded, 4 -pin Connection 2: Open end Shielded: Yes Cable length: 5,000 mm Sheathing material: PUR
	50135075	KS ET-M12-4A-P7-100	Connection cable	Suitable for interface: Ethernet Connection 1: Connector, M12, Axial, Male, D-coded, 4 -pin Connection 2: Open end Shielded: Yes Cable length: 10,000 mm Sheathing material: PUR
	50135076	KS ET-M12-4A-P7-150	Connection cable	Suitable for interface: Ethernet Connection 1: Connector, M12, Axial, Male, D-coded, 4 -pin Connection 2: Open end Shielded: Yes Cable length: 15,000 mm Sheathing material: PUR
	50135077	KS ET-M12-4A-P7-300	Connection cable	Suitable for interface: Ethernet Connection 1: Connector, M12, Axial, Male, D-coded, 4 -pin Connection 2: Open end Shielded: Yes Cable length: 30,000 mm Sheathing material: PUR






## Connection technology - Interconnection cables


	Part no.	Designation	Article	Description
	50137077	KSS ET-M12-4A-M12-4A-P7-020	Interconnection cable	Suitable for interface: Ethernet Connection 1: Connector, M12, Axial, Male, D-coded, 4 -pin Connection 2: Connector, M12, Axial, Male, D-coded, 4 -pin Shielded: Yes Cable length: 1,000 mm Sheathing material: PUR
	50137078	KSS ET-M12-4A-M12-4A-P7-050	Interconnection cable	Suitable for interface: Ethernet Connection 1: Connector, M12, Axial, Male, D-coded, 4 -pin Connection 2: Connector, M12, Axial, Male, D-coded, 4 -pin Shielded: Yes Cable length: 1,000 mm Sheathing material: PUR
	50137079	KSS ET-M12-4A-M12-4A-P7-100	Interconnection cable	Suitable for interface: Ethernet Connection 1: Connector, M12, Axial, Male, D-coded, 4 -pin Connection 2: Connector, M12, Axial, Male, D-coded, 4 -pin Shielded: Yes Cable length: 10,000 mm Sheathing material: PUR
	50137080	KSS ET-M12-4A-M12-4A-P7-150	Interconnection cable	Suitable for interface: Ethernet Connection 1: Connector, M12, Axial, Male, D-coded, 4 -pin Connection 2: Connector, M12, Axial, Male, D-coded, 4 -pin Shielded: Yes Cable length: 15,000 mm Sheathing material: PUR
	50135080	KSS ET-M12-4A-RJ45-A-P7-020	Interconnection cable	Suitable for interface: Ethernet Connection 1: Connector, M12, Axial, Male, D-coded, 4 -pin Connection 2: RJ45 Shielded: Yes Cable length: 2,000 mm Sheathing material: PUR
	50135081	KSS ET-M12-4A-RJ45-A-P7-050	Interconnection cable	Suitable for interface: Ethernet Connection 1: Connector, M12, Axial, Male, D-coded, 4 -pin Connection 2: RJ45 Shielded: Yes Cable length: 5,000 mm Sheathing material: PUR
	50135082	KSS ET-M12-4A-RJ45-A-P7-100	Interconnection cable	Suitable for interface: Ethernet Connection 1: Connector, M12, Axial, Male, D-coded, 4 -pin Connection 2: RJ45 Shielded: Yes Cable length: 10,000 mm Sheathing material: PUR
	50135083	KSS ET-M12-4A-RJ45-A-P7-150	Interconnection cable	Suitable for interface: Ethernet Connection 1: Connector, M12, Axial, Male, D-coded, 4 -pin Connection 2: RJ45 Shielded: Yes Cable length: 15,000 mm Sheathing material: PUR
	50135084	KSS ET-M12-4A-RJ45-A-P7-300	Interconnection cable	Suitable for interface: Ethernet Connection 1: Connector, M12, Axial, Male, D-coded, 4 -pin Connection 2: RJ45 Shielded: Yes Cable length: 30,000 mm Sheathing material: PUR

Part no.: 50131036 – DDLS 508 120.0 L H – Optical data transmission


## Connection technology - Connectors

	Part no.	Designation	Article	Description
	50108991	D-ET1	Connector	Suitable for interface: Ethernet Connection: RJ45
	50020501	KD 095-5A	Connector	Connection: Connector, M12, Axial, Female, A-coded, 5 -pin
	50112155	S-M12A-ET	Connector	Suitable for interface: Ethernet Connection: Connector, M12, Axial, Male, D-coded, 4 -pin



## Connection technology - Adapters

	Part no.	Designation	Article	Description
	50109832	KDS ET-M12 / RJ45 W-4P	Adapter	Suitable for: Ethernet Number of connections: 2 Piece(s) Connection 1: Connector, M12, Angled, Female, D-coded, 4 -pin Connection 2: RJ45

## Mounting technology - Other

	Part no.	Designation	Article	Description
	50126757	BTX 0500 M	Adapter plate	Design of mounting device: Adapter plate Fastening, at system: Through-hole mounting Mounting bracket, at device: Screw type Material: Metal

## Services

	Part no.	Designation	Article	Description
	S981001	CS10-S-110	Start-up support	Details: Performed at location of customer's choosing, duration: max. 10 hours. Conditions: Devices and connection cables are already mounted, price not including travel costs and, if applicable, accommodation expenses. Restrictions: No mechanical (mounting) and electrical (wiring) work performed, no changes (attachments, wiring, programming) to third-party components in the nearby environment.
	S981005	CS10-T-110	Product training	Details: Location and content to be agreed upon, duration: max. 10 hours. Conditions: Price not including travel costs and, if applicable, accommodation expenses. Restrictions: Travel costs and accommodation expenses charged separately and according to expenditure.