



**Part no.: 50116396**  
**BCL 308i SF 102**  
**Stationary bar code reader**



Ethernet



Figure can vary

## Contents

- . Technical data
- . Dimensioned drawings
- . Electrical connection
- . Diagrams
- . Operation and display
- . Part number code
- . Notes
- . Accessories

## Technical data

| <b>Basic data</b>                            |   |
|--|---|
| Series                                       | BCL 300i  |
| <b>Functions</b>                             |   |
| Functions                                    | Reference code comparison<br>AutoRefAct<br>AutoControl<br>AutoConfig<br>Alignment mode<br>Code fragment technology<br>LED indicator                           |
| <b>Characteristic parameters</b>             |   |
| MTTF   | 110 years   |
| <b>Read data</b>                             |   |
| Code types, readable                         | 2/5 Interleaved<br>GS1 Databar Limited<br>Code 93<br>GS1 Databar Omnidirectional<br>EAN 8/13<br>Code 128<br>GS1 Databar Expanded<br>UPC<br>Codabar<br>Code 39 |
| Scanning rate, typical                       | 1,000 scans/s   |
| Bar codes per reading gate, max. number      | 64 Piece(s)   |
| <b>Optical data</b>                          |   |
| Reading distance                             | 100 ... 470 mm  |
| Light source                                 | Laser, Red  |
| Laser light wavelength                       | 655 nm  |
| Laser class                                  | 2, IEC/EN 60825-1:2007  |
| Transmitted-signal shape                     | Continuous  |
| Usable opening angle (reading field opening) | 60 °  |
| Module size                                  | 0.3 ... 0.5 mm  |
| Reading method                               | Line scanner  |
| Beam deflection                              | Via rotating polygon wheel  |
| Light beam exit                              | Front   |
| <b>Electrical data</b>                       |   |
| Protective circuit                           | Polarity reversal protection  |
| <b>Performance data</b>                      |   |
| Supply voltage $U_B$                         | 18 ... 30 V, DC   |
| Power consumption, max.                      | 4.5 W   |
| <b>Inputs/outputs selectable</b>             |   |
| Output current, max.                         | 60 mA   |
| Number of inputs/outputs selectable          | 2 Piece(s)  |
| Input current, max.                          | 8 mA  |
| <b>Interface</b>                             |   |
| Type   | Ethernet  |

## Part no.: 50116396 – BCL 308i SF 102 – Stationary bar code reader

### Ethernet

|                       |                                   |
|-----------------------|-----------------------------------|
| Architecture          | Client<br>Server                  |
| Address assignment    | DHCP<br>Manual address assignment |
| Transmission speed    | 100 Mbit/s<br>10 Mbit/s           |
| Function              | Process                           |
| Switch functionality  | Integrated                        |
| Transmission protocol | TCP/IP , UDP                      |

### Service interface

|            |                                       |
|------------|---------------------------------------|
| Type       | USB                                   |
| <b>USB</b> |                                       |
| Function   | Service<br>Configuration via software |

### Connection

|                       |   |
|-----------------------|---|
| Number of connections | 1 Piece(s)  |
| <b>Connection 1</b>   |   |
| Type of connection    | Plug connector  |
| Function              | Data interface<br>PWR / SW IN/OUT<br>BUS IN<br>BUS OUT<br>Service interface<br>Connection to device |
| No. of pins           | 32 -pin   |
| Type                  | Male  |

### Mechanical data

|                       |   |
|-----------------------|---|
| Design                | Cubic   |
| Dimension (W x H x L) | 95 mm x 44 mm x 68 mm   |
| Housing material      | Metal, Diecast aluminum   |
| Lens cover material   | Glass   |
| Net weight            | 270 g   |
| Housing color         | Red<br>Black  |
| Type of fastening     | Fastening on back<br>Dovetail grooves<br>Via optional mounting device |

### Operation and display

|                       |                 |
|-----------------------|-----------------|
| Type of display       | LED             |
| Number of LEDs        | 2 Piece(s)      |
| Type of configuration | Via web browser |

### Environmental data

|                                    |               |
|------------------------------------|---------------|
| Ambient temperature, operation     | 0 ... 40 °C   |
| Ambient temperature, storage       | -20 ... 70 °C |
| Relative humidity (non-condensing) | 0 ... 90 %    |

### Certifications

|                      |       |
|----------------------|-------|
| Degree of protection | IP 65 |
|----------------------|-------|

|   |                                     |
|---|-------------------------------------|
| Protection class  | III                                 |
| Certifications  | c UL US                             |
| Test procedure for EMC in accordance with standard              | EN 55022<br>EN 61000-4-2, 3, -4, -6 |
| Test procedure for shock in accordance with standard            | IEC 60068-2-27, test Ea             |
| Test procedure for continuous shock in accordance with standard | IEC 60068-2-29, test Eb             |
| Test procedure for vibration in accordance with standard        | IEC 60068-2-6, test Fc              |

**Classification**

|            |          |
|------------|----------|
| eCl@ss 8.0 | 27280102 |
| eCl@ss 9.0 | 27280102 |
| ETIM 5.0   | EC002550 |
| ETIM 6.0   | EC002550 |

## Dimensioned drawings

All dimensions in millimeters



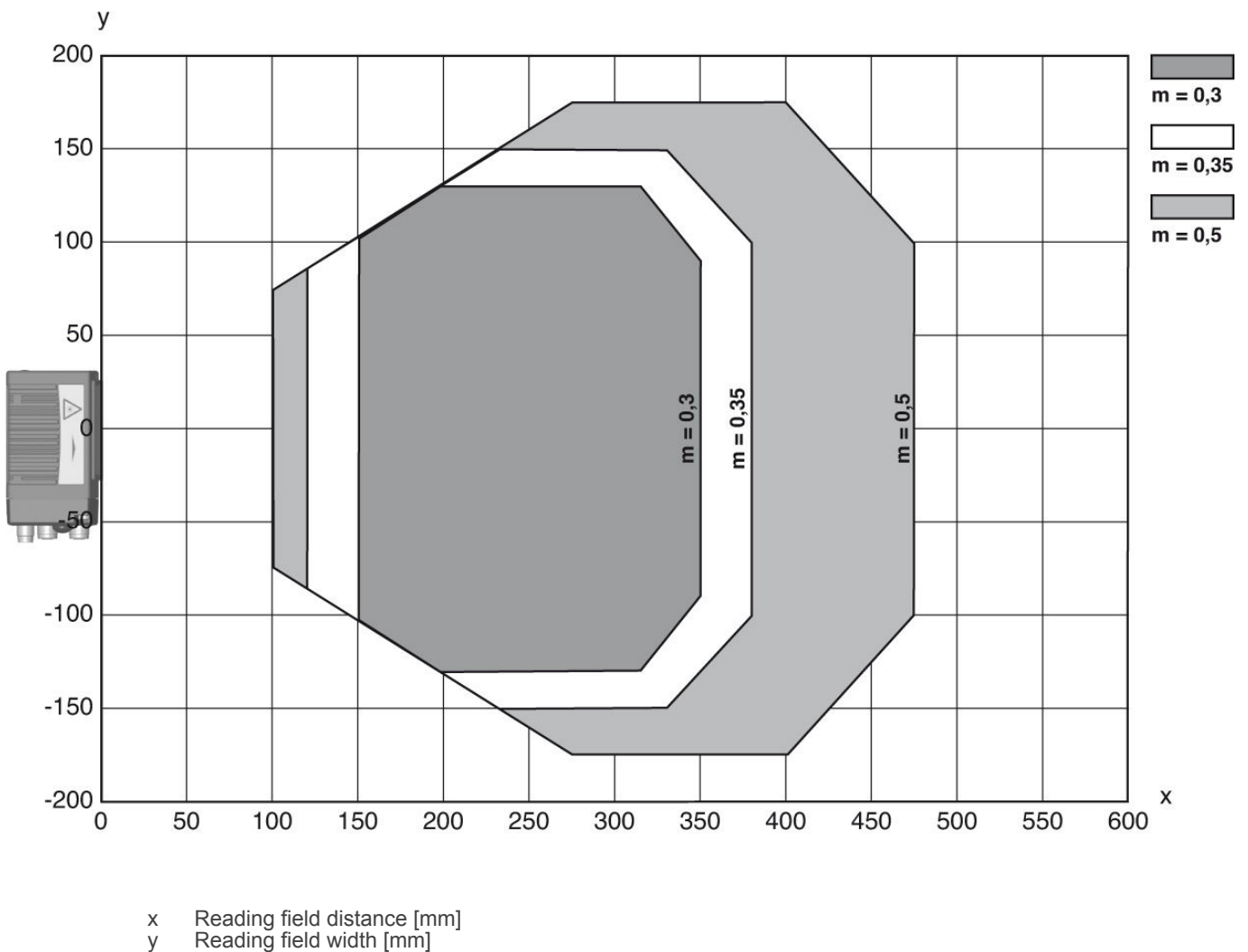
## Electrical connection

|                    |                |
|--------------------|----------------|
| Connection 1       |                |
| Type of connection | Plug connector |

| Connection 1 |   |
|--------------|---|
| Function     | Data interface<br>PWR / SW IN/OUT<br>BUS IN<br>BUS OUT<br>Service interface<br>Connection to device |
| No. of pins  | 32 -pin   |
| Type         | Male  |

## Diagrams

### Reading field curve



## Operation and display

### LEDs

| LED | Display             | Meaning                         |
|-----|---------------------|---------------------------------|
| 1   | PWR Green, flashing | Device ok, initialization phase |

| LED | Display                               | Meaning                 |                     |
|-----|---------------------------------------|-------------------------|---------------------|
|     | Green, continuous light               | Device OK               |                     |
|     | Green, briefly off - on               | Reading successful      |                     |
|     | green, briefly off - briefly red - on | Reading not successful  |                     |
|     | Orange, continuous light              | Service mode            |                     |
|     | Red, flashing                         | Device OK, warning set  |                     |
|     | Red, continuous light                 | Error, device error     |                     |
| 2   | BUS                                   | Green, flashing         | Initialization      |
|     |                                       | Green, continuous light | Bus operation ok    |
|     |                                       | Red, flashing           | Communication error |
|     |                                       | Red, continuous light   | Bus error           |

## Part number code

Part designation: **BCL XXXX YYZ AAA BB**

|      |  |
|------|--|
| BCL  | <b>Operating principle:</b><br>BCL: bar code reader  |
| XXXX | <b>Series/interface (integrated fieldbus technology):</b><br>300i: RS 232 / RS 422 (stand-alone)<br>301i: RS 485 (multiNet slave)<br>304i: PROFIBUS DP<br>308i: EtherNet TCP/IP, UDP<br>348i: PROFINET RT<br>358i: EtherNet/IP |
| YY   | <b>Scanning principle:</b><br>S: line scanner (single line)<br>R1: line scanner (raster)<br>O: oscillating-mirror scanner (oscillating mirror)   |
| Z    | <b>Optics:</b><br>N: High Density (close)<br>M: Medium Density (medium distance)<br>F: Low Density (remote)<br>L: Long Range (very large distances)<br>J: ink-jet (depending on the application)                               |
| AAA  | <b>Beam exit:</b><br>100: lateral<br>102: front  |
| BB   | <b>Special equipment:</b><br>D: with display<br>H: with heating<br>DH: optionally with display and heating<br>P: plastic exit window   |

## Notes

| Observe intended use!   |
|---|
| <ul style="list-style-type: none"> <li>• This product is not a safety sensor and is not intended as personnel protection.</li> <li>• The product may only be put into operation by competent persons.</li> <li>• Only use the product in accordance with its intended use.</li> </ul> |

**WARNING! LASER RADIATION – LASER CLASS 2**

**Never look directly into the beam!**

The device satisfies the requirements of IEC 60825-1:2007 (EN 60825-1:2007) safety regulations for a product of **laser class 2** as well as the U.S. 21 CFR 1040.10 regulations with deviations corresponding to "Laser Notice No. 50" from June 24, 2007.

- Never look directly into the laser beam or in the direction of reflected laser beams! If you look into the beam path over a longer time period, there is a risk of injury to the retina.
- Do not point the laser beam of the device at persons!
- Interrupt the laser beam using a non-transparent, non-reflective object if the laser beam is accidentally directed towards a person.
- When mounting and aligning the device, avoid reflections of the laser beam off reflective surfaces!
- CAUTION! Use of controls or adjustments or performance of procedures other than specified herein may result in hazardous light exposure.
- Observe the applicable statutory and local laser protection regulations.
- The device must not be tampered with and must not be changed in any way.  
There are no user-serviceable parts inside the device.  
Repairs must only be performed by Leuze electronic GmbH + Co. KG.

**NOTE**




**Affix laser information and warning signs!**

Laser information and warning signs are affixed to the device. In addition, self-adhesive laser information and warning signs (stick-on labels) are supplied in several languages.

- Affix the laser information sheet to the device in the language appropriate for the place of use. When using the device in the US, use the stick-on label with the "Complies with 21 CFR 1040.10" note.
- Affix the laser information and warning signs near the device if no signs are attached to the device (e.g. because the device is too small) or if the attached laser information and warning signs are concealed due to the installation position.
- Affix the laser information and warning signs so that they are legible without exposing the reader to the laser radiation of the device or other optical radiation.

## Accessories

### Connection technology - Connection cables

|   | Part no. | Designation        | Article          | Description  |
|---|----------|--------------------|------------------|--|
|  | 50132077 | KD U-M12-5A-V1-020 | Connection cable | Connection 1: Connector, M12, Axial, Female, A-coded, 5 -pin<br>Connection 2: Open end<br>Shielded: No<br>Cable length: 2,000 mm<br>Sheathing material: PVC  |
|  | 50132079 | KD U-M12-5A-V1-050 | Connection cable | Connection 1: Connector, M12, Axial, Female, A-coded, 5 -pin<br>Connection 2: Open end<br>Shielded: No<br>Cable length: 5,000 mm<br>Sheathing material: PVC  |
|  | 50132080 | KD U-M12-5A-V1-100 | Connection cable | Connection 1: Connector, M12, Axial, Female, A-coded, 5 -pin<br>Connection 2: Open end<br>Shielded: No<br>Cable length: 10,000 mm<br>Sheathing material: PVC |

Part no.: 50116396 – BCL 308i SF 102 – Stationary bar code reader

|   | Part no. | Designation         | Article          | Description   |
|---|----------|---------------------|------------------|---|
|    | 50132432 | KD U-M12-5A-V1-300  | Connection cable | Connection 1: Connector, M12, Axial, Female, A-coded, 5 -pin<br>Connection 2: Open end<br>Shielded: No<br>Cable length: 30,000 mm<br>Sheathing material: PVC                                    |
|    | 50135073 | KS ET-M12-4A-P7-020 | Connection cable | Suitable for interface: Ethernet<br>Connection 1: Connector, M12, Axial, Male, D-coded, 4 -pin<br>Connection 2: Open end<br>Shielded: Yes<br>Cable length: 2,000 mm<br>Sheathing material: PUR  |
|    | 50135074 | KS ET-M12-4A-P7-050 | Connection cable | Suitable for interface: Ethernet<br>Connection 1: Connector, M12, Axial, Male, D-coded, 4 -pin<br>Connection 2: Open end<br>Shielded: Yes<br>Cable length: 5,000 mm<br>Sheathing material: PUR  |
|    | 50135075 | KS ET-M12-4A-P7-100 | Connection cable | Suitable for interface: Ethernet<br>Connection 1: Connector, M12, Axial, Male, D-coded, 4 -pin<br>Connection 2: Open end<br>Shielded: Yes<br>Cable length: 10,000 mm<br>Sheathing material: PUR |
|  | 50135076 | KS ET-M12-4A-P7-150 | Connection cable | Suitable for interface: Ethernet<br>Connection 1: Connector, M12, Axial, Male, D-coded, 4 -pin<br>Connection 2: Open end<br>Shielded: Yes<br>Cable length: 15,000 mm<br>Sheathing material: PUR |
|  | 50135077 | KS ET-M12-4A-P7-300 | Connection cable | Suitable for interface: Ethernet<br>Connection 1: Connector, M12, Axial, Male, D-coded, 4 -pin<br>Connection 2: Open end<br>Shielded: Yes<br>Cable length: 30,000 mm<br>Sheathing material: PUR |

## Connection technology - Interconnection cables

|   | Part no. | Designation                 | Article               | Description  |
|---|----------|-----------------------------|-----------------------|--|
|  | 50117011 | KB USB A - USB miniB        | Service line          | Suitable for interface: USB<br>Connection 1: USB<br>Connection 2: USB<br>Shielded: Yes<br>Cable length: 1,500 mm<br>Sheathing material: PVC  |
|  | 50137077 | KSS ET-M12-4A-M12-4A-P7-020 | Interconnection cable | Suitable for interface: Ethernet<br>Connection 1: Connector, M12, Axial, Male, D-coded, 4 -pin<br>Connection 2: Connector, M12, Axial, Male, D-coded, 4 -pin<br>Shielded: Yes<br>Cable length: 1,000 mm<br>Sheathing material: PUR |
|  | 50137078 | KSS ET-M12-4A-M12-4A-P7-050 | Interconnection cable | Suitable for interface: Ethernet<br>Connection 1: Connector, M12, Axial, Male, D-coded, 4 -pin<br>Connection 2: Connector, M12, Axial, Male, D-coded, 4 -pin<br>Shielded: Yes<br>Cable length: 1,000 mm<br>Sheathing material: PUR |

Part no.: 50116396 – BCL 308i SF 102 – Stationary bar code reader

|   | Part no. | Designation                 | Article               | Description   |
|---|----------|-----------------------------|-----------------------|---|
|    | 50137079 | KSS ET-M12-4A-M12-4A-P7-100 | Interconnection cable | Suitable for interface: Ethernet<br>Connection 1: Connector, M12, Axial, Male, D-coded, 4 -pin<br>Connection 2: Connector, M12, Axial, Male, D-coded, 4 -pin<br>Shielded: Yes<br>Cable length: 10,000 mm<br>Sheathing material: PUR |
|    | 50137080 | KSS ET-M12-4A-M12-4A-P7-150 | Interconnection cable | Suitable for interface: Ethernet<br>Connection 1: Connector, M12, Axial, Male, D-coded, 4 -pin<br>Connection 2: Connector, M12, Axial, Male, D-coded, 4 -pin<br>Shielded: Yes<br>Cable length: 15,000 mm<br>Sheathing material: PUR |
|    | 50135080 | KSS ET-M12-4A-RJ45-A-P7-020 | Interconnection cable | Suitable for interface: Ethernet<br>Connection 1: Connector, M12, Axial, Male, D-coded, 4 -pin<br>Connection 2: RJ45<br>Shielded: Yes<br>Cable length: 2,000 mm<br>Sheathing material: PUR  |
|   | 50135081 | KSS ET-M12-4A-RJ45-A-P7-050 | Interconnection cable | Suitable for interface: Ethernet<br>Connection 1: Connector, M12, Axial, Male, D-coded, 4 -pin<br>Connection 2: RJ45<br>Shielded: Yes<br>Cable length: 5,000 mm<br>Sheathing material: PUR  |
|  | 50135082 | KSS ET-M12-4A-RJ45-A-P7-100 | Interconnection cable | Suitable for interface: Ethernet<br>Connection 1: Connector, M12, Axial, Male, D-coded, 4 -pin<br>Connection 2: RJ45<br>Shielded: Yes<br>Cable length: 10,000 mm<br>Sheathing material: PUR   |
|  | 50135083 | KSS ET-M12-4A-RJ45-A-P7-150 | Interconnection cable | Suitable for interface: Ethernet<br>Connection 1: Connector, M12, Axial, Male, D-coded, 4 -pin<br>Connection 2: RJ45<br>Shielded: Yes<br>Cable length: 15,000 mm<br>Sheathing material: PUR   |
|  | 50135084 | KSS ET-M12-4A-RJ45-A-P7-300 | Interconnection cable | Suitable for interface: Ethernet<br>Connection 1: Connector, M12, Axial, Male, D-coded, 4 -pin<br>Connection 2: RJ45<br>Shielded: Yes<br>Cable length: 30,000 mm<br>Sheathing material: PUR   |

## Connection technology - Connectors

|   | Part no. | Designation | Article   | Description  |
|---|----------|-------------|-----------|--|
|  | 50108991 | D-ET1       | Connector | Suitable for interface: Ethernet<br>Connection: RJ45       |
|  | 50020501 | KD 095-5A   | Connector | Connection: Connector, M12, Axial, Female, A-coded, 5 -pin |

**Part no.: 50116396 – BCL 308i SF 102 – Stationary bar code reader**

|   | Part no. | Designation | Article   | Description  |
|---|----------|-------------|-----------|--|
|  | 50112155 | S-M12A-ET   | Connector | Suitable for interface: Ethernet<br>Connection: Connector, M12, Axial, Male, D-coded, 4 -pin |

**Connection technology - Terminal boxes**

|  | Part no.   | Designation | Article         | Description  |
|--|------------|-------------|-----------------|--|
|   | 50131255 * | ME 308 103  | Connection unit | Suitable for: BCL 308i<br>Suitable for interface: Ethernet<br>Number of connections: 4 Piece(s)<br>Connection: Cable with connector, M12, 900 mm |
|   | 50131254 * | ME 308 104  | Connection unit | Suitable for: BCL 308i<br>Suitable for interface: Ethernet<br>Number of connections: 5 Piece(s)<br>Connection: Cable with connector, M12, 900 mm |
|   | 50116466 * | MK 308      | Connection unit | Suitable for: BCL 308i<br>Suitable for interface: Ethernet<br>Number of connections: 4 Piece(s)<br>Connection: Terminal                          |
|  | 50114823 * | MS 308      | Connection unit | Suitable for: BCL 308i<br>Suitable for interface: Ethernet<br>Number of connections: 4 Piece(s)<br>Connection: Connector, M12                    |

\* Necessary accessories, please order separately

**Connection technology - Adapters**

|   | Part no. | Designation            | Article | Description  |
|---|----------|------------------------|---------|--|
|  | 50109832 | KDS ET-M12 / RJ45 W-4P | Adapter | Suitable for: Ethernet<br>Number of connections: 2 Piece(s)<br>Connection 1: Connector, M12, Angled, Female, D-coded, 4 -pin<br>Connection 2: RJ45 |

**Mounting technology - Mounting brackets**

|   | Part no. | Designation | Article         | Description   |
|---|----------|-------------|-----------------|---|
|  | 50121433 | BT 300 W    | Mounting device | Contains: 4x M4 x 10 screw, 4x position washers, 4x lock washers<br>Design of mounting device: Angle, L-shape<br>Fastening, at system: Through-hole mounting<br>Mounting bracket, at device: Screw type<br>Type of mounting device: Adjustable<br>Material: Metal |

Part no.: 50116396 – BCL 308i SF 102 – Stationary bar code reader

## Mounting technology - Rod mounts

|   | Part no. | Designation | Article         | Description   |
|---|----------|-------------|-----------------|---|
|  | 50121434 | BT 300 - 1  | Mounting device | Contains: 4x M4 x 10 screw, 4x position washers, 4x lock washers<br>Design of mounting device: Mounting system<br>Fastening, at system: For 12 mm rod, For 14 mm rod, For 16 mm rod<br>Mounting bracket, at device: Screw type<br>Type of mounting device: Turning, 360°, Adjustable<br>Material: Metal |
|  | 50027375 | BT 56       | Mounting device | Functions: Static applications<br>Design of mounting device: Mounting system<br>Fastening, at system: For 16 mm rod, For 18 mm rod, For 20 mm rod<br>Mounting bracket, at device: Clampable<br>Material: Metal<br>Tightening torque of the clamping jaws: 8 N·m   |
|  | 50121435 | BT 56 - 1   | Mounting device | Functions: Static applications<br>Design of mounting device: Mounting system<br>Fastening, at system: For 12 mm rod, For 14 mm rod, For 16 mm rod<br>Mounting bracket, at device: Clampable<br>Material: Metal<br>Tightening torque of the clamping jaws: 8 N·m   |

## Mounting technology - Other

|   | Part no. | Designation | Article          | Description   |
|---|----------|-------------|------------------|---|
|  | 50111224 | BT 59       | Mounting bracket | Fastening, at system: Groove mounting<br>Mounting bracket, at device: Clampable<br>Material: Metal                        |
|  | 50124941 | BTU 0300M-W | Mounting device  | Fastening, at system: Through-hole mounting<br>Mounting bracket, at device: Clampable, Groove mounting<br>Material: Metal |

## Reflective tapes for standard applications

|   | Part no. | Designation     | Article         | Description   |
|---|----------|-----------------|-----------------|---|
|  | 50106119 | REF 4-A-100x100 | Reflective tape | Design: Rectangular<br>Reflective surface: 100 mm x 100 mm<br>Material: Plastic<br>Chemical designation of the material: PMMA<br>Fastening: Self-adhesive |

## Services

|  | Part no. | Designation | Article          | Description  |
|--|----------|-------------|------------------|--|
|   | S981020  | CS30-E-212  |                  | <p>Details: Compilation of the application data, selection and suggestion of suitable sensor system, drawing prepared as assembly sketch.</p> <p>Conditions: Completed questionnaire or project specifications with a description of the application have been provided.</p> <p>Restrictions: Travel and accommodation charged separately and according to expenditure.</p>  |
|   | S981014  | CS30-S-110  | Start-up support | <p>Details: Performed at location of customer's choosing, duration: max. 10 hours.</p> <p>Conditions: Devices and connection cables are already mounted, price not including travel costs and, if applicable, accommodation expenses.</p> <p>Restrictions: No mechanical (mounting) and electrical (wiring) work performed, no changes (attachments, wiring, programming) to third-party components in the nearby environment.</p> |
|   | S981019  | CS30-T-110  | Product training | <p>Details: Location and content to be agreed upon, duration: max. 10 hours.</p> <p>Conditions: Price not including travel costs and, if applicable, accommodation expenses.</p> <p>Restrictions: Travel costs and accommodation expenses charged separately and according to expenditure.</p>   |
|  | S981021  | CS30-V-212  |                  | <p>Details: REA evaluation with creation of a test report, evaluation of the code quality.</p> <p>Conditions: Original bar codes to be provided by the client.</p>   |