



Figure can vary

Part no.: 50116325  
**BCL 304i OL 100 D H**  
Stationary bar code reader



## Contents

- Technical data
- Dimensioned drawings
- Electrical connection
- Diagrams
- Operation and display
- Part number code
- Notes
- Accessories

## Technical data

| <b>Basic data</b>                       |   |
|---|---|
| Series                                  | BCL 300i  |
| <b>Special design</b>                   |   |
| Special design                          | Heating   |
| <b>Functions</b>                        |   |
| Functions                               | LED indicator<br>AutoReflAct<br>Code fragment technology<br>Alignment mode<br>Reference code comparison<br>AutoConfig<br>AutoControl<br>Heating               |
| <b>Characteristic parameters</b>        |   |
| MTTF                                    | 110 years   |
| <b>Read data</b>                        |   |
| Code types, readable                    | EAN 8/13<br>Code 39<br>GS1 Databar Limited<br>GS1 Databar Expanded<br>2/5 Interleaved<br>GS1 Databar Omnidirectional<br>UPC<br>Code 128<br>Codabar<br>Code 93 |
| Scanning rate, typical                  | 1,000 scans/s   |
| Bar codes per reading gate, max. number | 64 Piece(s)   |
| <b>Optical data</b>                     |   |
| Reading distance                        | 80 ... 680 mm   |
| Light source                            | Laser, Red  |
| Laser light wavelength                  | 655 nm  |
| Laser class                             | 2, IEC/EN 60825-1:2007  |
| Transmitted-signal shape                | Continuous  |
| Module size                             | 0.35 ... 0.8 mm   |
| Reading method                          | Oscillating-mirror scanner  |
| Beam deflection                         | Via rotating polygon wheel + stepping motor with mirror   |
| Light beam exit                         | Zero position at side at angle less than 90°  |
| Oscillating mirror frequency            | 10 Hz   |
| Max. swivel angle                       | 15 °  |
| <b>Electrical data</b>                  |   |
| Protective circuit                      | Polarity reversal protection  |
| <b>Performance data</b>                 |   |
| Supply voltage U <sub>B</sub>           | 18 ... 30 V, DC   |
| Power consumption, max.                 | 45 W  |

**Part no.: 50116325 – BCL 304i OL 100 D H – Stationary bar code reader**
**Inputs/outputs selectable**

|                                     |            |
|-------------------------------------|------------|
| Output current, max.                | 60 mA      |
| Number of inputs/outputs selectable | 2 Piece(s) |
| Input current, max.                 | 8 mA       |

**Interface**

|      |             |
|------|-------------|
| Type | PROFIBUS DP |
|------|-------------|

**PROFIBUS DP**

|                    |                      |
|--------------------|----------------------|
| Function           | Process              |
| Classification     | V1                   |
| Transmission speed | 0.0096 ... 12 Mbit/s |

**Service interface**

|      |     |
|------|-----|
| Type | USB |
|------|-----|

**USB**

|          |                                       |
|----------|---------------------------------------|
| Function | Service<br>Configuration via software |
|----------|---------------------------------------|

**Connection**

|                       |            |
|-----------------------|------------|
| Number of connections | 1 Piece(s) |
|-----------------------|------------|

**Connection 1**

|                    |  |
|--------------------|--|
| Type of connection | Plug connector   |
| Function           | Data interface<br>PWR / SW IN/OUT<br>Service interface<br>BUS IN<br>Connection to device |
| No. of pins        | 32 -pin  |
| Type               | Male   |

**Mechanical data**

|                       |   |
|-----------------------|---|
| Design                | Cubic   |
| Dimension (W x H x L) | 125 mm x 58 mm x 110 mm   |
| Housing material      | Metal, Diecast aluminum   |
| Lens cover material   | Glass   |
| Net weight            | 580 g   |
| Housing color         | Black<br>Red  |
| Type of fastening     | Via optional mounting device<br>Fastening on back<br>Dovetail grooves |

**Operation and display**

|                       |   |
|-----------------------|---|
| Type of display       | LED<br>Monochromatic graphic display, 128 x 32 pixels |
| Number of LEDs        | 2 Piece(s)  |
| Type of configuration | Via web browser                                       |

**Environmental data**

|                                    |               |
|------------------------------------|---------------|
| Ambient temperature, operation     | -35 ... 40 °C |
| Ambient temperature, storage       | -20 ... 70 °C |
| Relative humidity (non-condensing) | 0 ... 90 %    |

**Certifications**

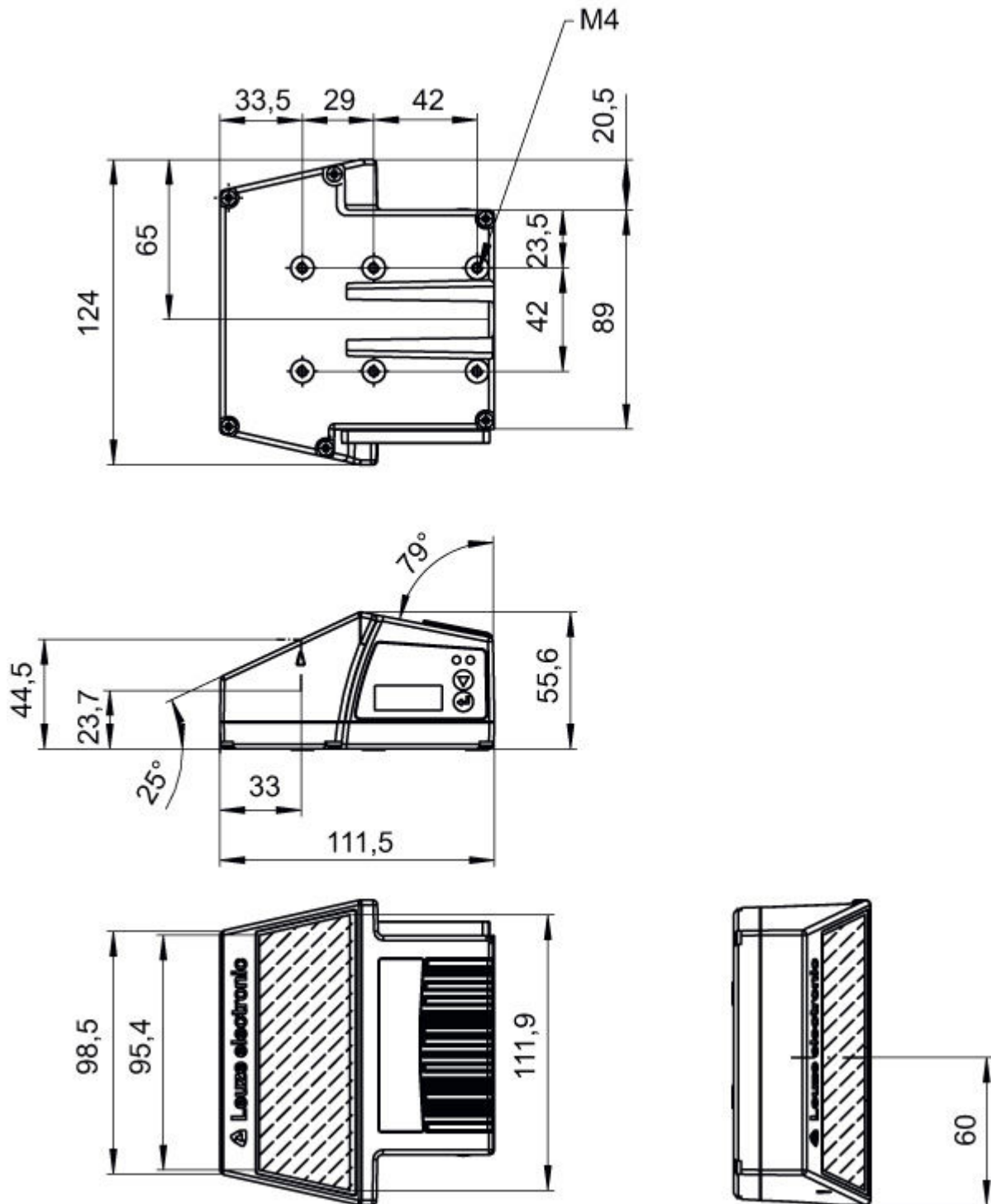
|   |                                     |
|---|-------------------------------------|
| Degree of protection  | IP 65                               |
| Protection class  | III                                 |
| Certifications  | c UL US                             |
| Test procedure for EMC in accordance with standard              | EN 55022<br>EN 61000-4-2, 3, -4, -6 |
| Test procedure for shock in accordance with standard            | IEC 60068-2-27, test Ea             |
| Test procedure for continuous shock in accordance with standard | IEC 60068-2-29, test Eb             |
| Test procedure for vibration in accordance with standard        | IEC 60068-2-6, test Fc              |

**Classification**

|            |          |
|------------|----------|
| eCl@ss 8.0 | 27280102 |
| eCl@ss 9.0 | 27280102 |
| ETIM 5.0   | EC002550 |
| ETIM 6.0   | EC002550 |

## Dimensioned drawings

All dimensions in millimeters



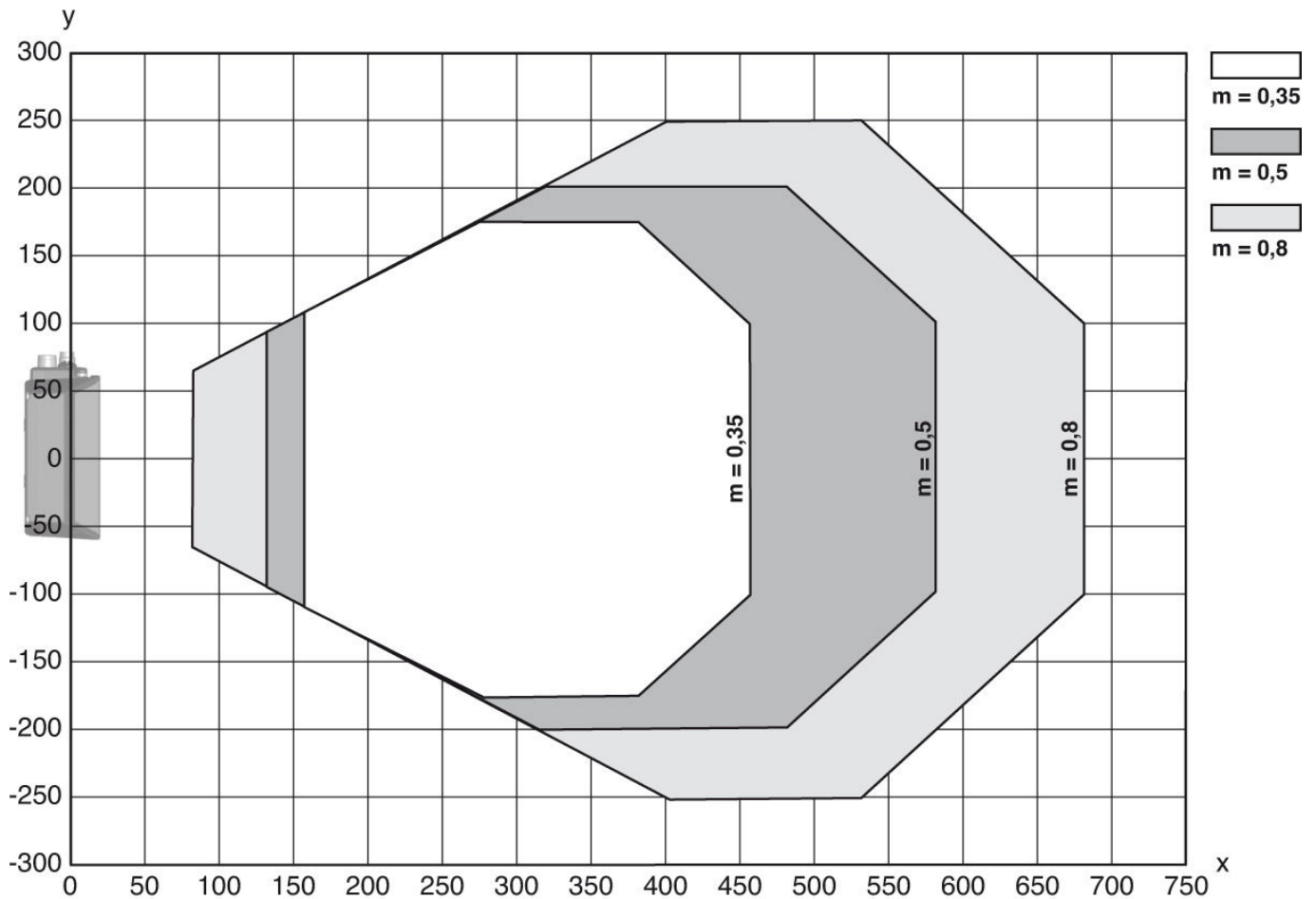
### Electrical connection

| Connection 1       |  |
|--------------------|--|
| Type of connection | Plug connector   |
| Function           | Data interface<br>PWR / SW IN/OUT<br>Service interface<br>BUS IN<br>Connection to device |
| No. of pins        | 32 -pin  |

|              |      |
|--------------|------|
| Connection 1 |      |
| Type         | Male |

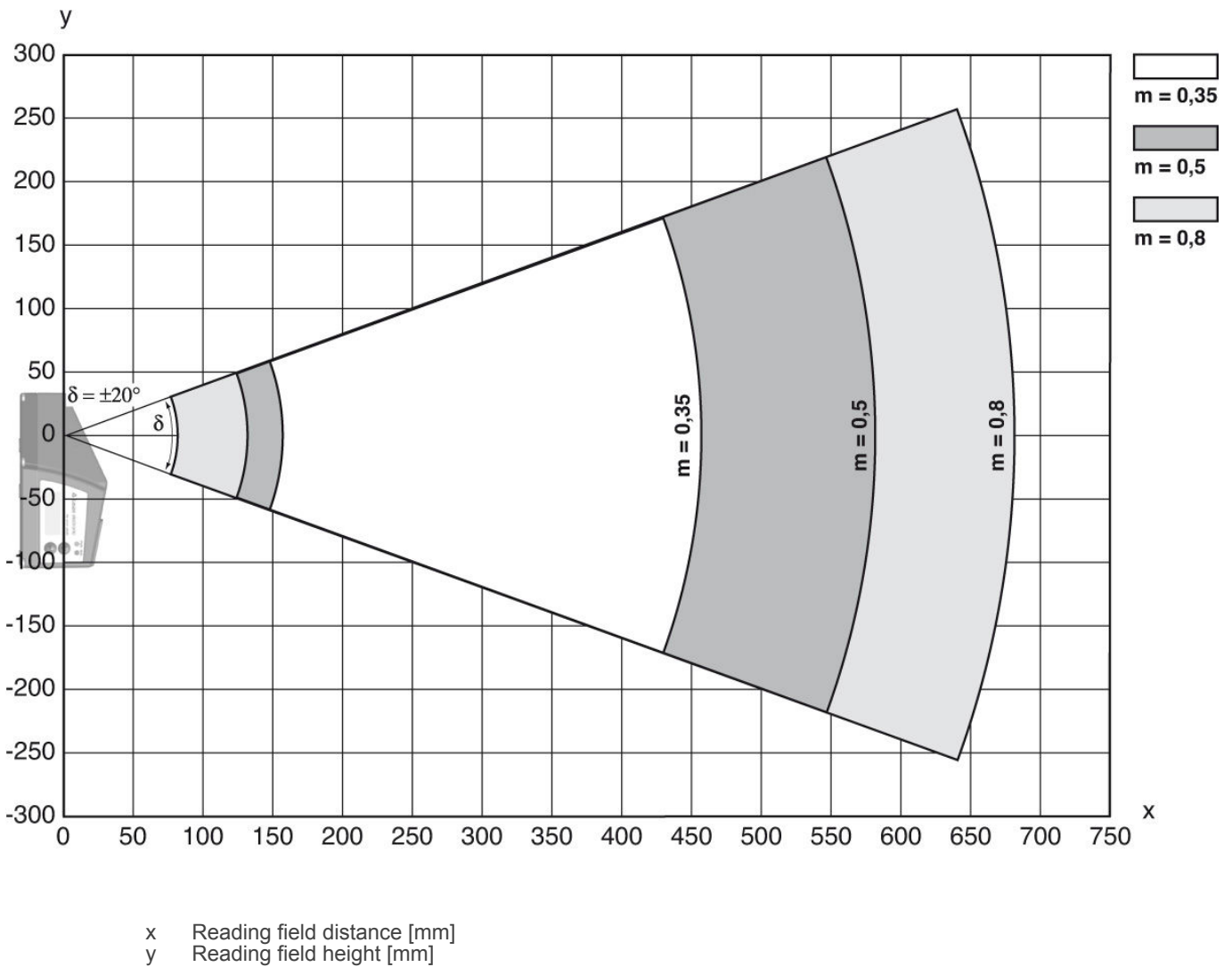
**Diagrams**

Reading field curve



x Reading field distance [mm]  
 y Reading field width [mm]

### Lateral reading field curve



## Operation and display

### LEDs

| LED | Display | Meaning                               |                                 |
|-----|---------|---------------------------------------|---------------------------------|
| 1   | PWR     | Green, flashing                       | Device ok, initialization phase |
|     |         | Green, continuous light               | Device OK                       |
|     |         | Green, briefly off - on               | Reading successful              |
|     |         | green, briefly off - briefly red - on | Reading not successful          |
|     |         | Orange, continuous light              | Service mode                    |
|     |         | Red, flashing                         | Device OK, warning set          |
|     |         | Red, continuous light                 | Error, device error             |
| 2   | BUS     | Green, flashing                       | Initialization                  |
|     |         | Green, continuous light               | Bus operation ok                |
|     |         | Red, flashing                         | Communication error             |
|     |         | Red, continuous light                 | Bus error                       |

## Part number code

Part designation: **BCL XXXX YYZ AAA BB**

|      |  |
|------|--|
| BCL  | <b>Operating principle:</b><br>BCL: bar code reader  |
| XXXX | <b>Series/interface (integrated fieldbus technology):</b><br>300i: RS 232 / RS 422 (stand-alone)<br>301i: RS 485 (multiNet slave)<br>304i: PROFIBUS DP<br>308i: EtherNet TCP/IP, UDP<br>348i: PROFINET RT<br>358i: EtherNet/IP |
| YY   | <b>Scanning principle:</b><br>S: line scanner (single line)<br>R1: line scanner (raster)<br>O: oscillating-mirror scanner (oscillating mirror)   |
| Z    | <b>Optics:</b><br>N: High Density (close)<br>M: Medium Density (medium distance)<br>F: Low Density (remote)<br>L: Long Range (very large distances)<br>J: ink-jet (depending on the application)                               |
| AAA  | <b>Beam exit:</b><br>100: lateral<br>102: front  |
| BB   | <b>Special equipment:</b><br>D: with display<br>H: with heating<br>DH: optionally with display and heating<br>P: plastic exit window   |

## Notes

### Observe intended use!

- This product is not a safety sensor and is not intended as personnel protection.
- The product may only be put into operation by competent persons.
- Only use the product in accordance with its intended use.

### WARNING! LASER RADIATION – LASER CLASS 2

#### Never look directly into the beam!

The device satisfies the requirements of IEC 60825-1:2007 (EN 60825-1:2007) safety regulations for a product of **laser class 2** as well as the U.S. 21 CFR 1040.10 regulations with deviations corresponding to "Laser Notice No. 50" from June 24, 2007.

- Never look directly into the laser beam or in the direction of reflected laser beams! If you look into the beam path over a longer time period, there is a risk of injury to the retina.
- Do not point the laser beam of the device at persons!
- Interrupt the laser beam using a non-transparent, non-reflective object if the laser beam is accidentally directed towards a person.
- When mounting and aligning the device, avoid reflections of the laser beam off reflective surfaces!
- CAUTION! Use of controls or adjustments or performance of procedures other than specified herein may result in hazardous light exposure.
- Observe the applicable statutory and local laser protection regulations.
- The device must not be tampered with and must not be changed in any way.  
There are no user-serviceable parts inside the device.  
Repairs must only be performed by Leuze electronic GmbH + Co. KG.









**NOTE**
**Affix laser information and warning signs!**

Laser information and warning signs are affixed to the device. In addition, self-adhesive laser information and warning signs (stick-on labels) are supplied in several languages.

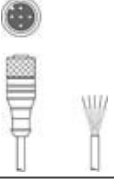





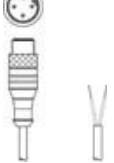
- Affix the laser information sheet to the device in the language appropriate for the place of use. When using the device in the US, use the stick-on label with the "Complies with 21 CFR 1040.10" note.
- Affix the laser information and warning signs near the device if no signs are attached to the device (e.g. because the device is too small) or if the attached laser information and warning signs are concealed due to the installation position.
- Affix the laser information and warning signs so that they are legible without exposing the reader to the laser radiation of the device or other optical radiation.

## Accessories


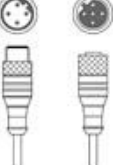
### Connection technology - Connection cables

|   | Part no. | Designation         | Article          | Description  |
|---|----------|---------------------|------------------|--|
|   | 50135243 | KD PB-M12-4A-P3-050 | Connection cable | Suitable for interface: PROFIBUS DP<br>Connection 1: Connector, M12, Axial, Female, B-coded, 4 -pin<br>Connection 2: Open end<br>Shielded: Yes<br>Cable length: 5,000 mm<br>Sheathing material: PUR  |
|  | 50135244 | KD PB-M12-4A-P3-100 | Connection cable | Suitable for interface: PROFIBUS DP<br>Connection 1: Connector, M12, Axial, Female, B-coded, 4 -pin<br>Connection 2: Open end<br>Shielded: Yes<br>Cable length: 10,000 mm<br>Sheathing material: PUR |
|  | 50135245 | KD PB-M12-4A-P3-150 | Connection cable | Suitable for interface: PROFIBUS DP<br>Connection 1: Connector, M12, Axial, Female, B-coded, 4 -pin<br>Connection 2: Open end<br>Shielded: Yes<br>Cable length: 15,000 mm<br>Sheathing material: PUR |
|  | 50135246 | KD PB-M12-4A-P3-300 | Connection cable | Suitable for interface: PROFIBUS DP<br>Connection 1: Connector, M12, Axial, Female, B-coded, 4 -pin<br>Connection 2: Open end<br>Shielded: Yes<br>Cable length: 30,000 mm<br>Sheathing material: PUR |
|  | 50132077 | KD U-M12-5A-V1-020  | Connection cable | Connection 1: Connector, M12, Axial, Female, A-coded, 5 -pin<br>Connection 2: Open end<br>Shielded: No<br>Cable length: 2,000 mm<br>Sheathing material: PVC  |
|  | 50132079 | KD U-M12-5A-V1-050  | Connection cable | Connection 1: Connector, M12, Axial, Female, A-coded, 5 -pin<br>Connection 2: Open end<br>Shielded: No<br>Cable length: 5,000 mm<br>Sheathing material: PVC  |

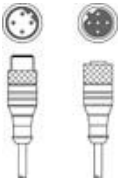
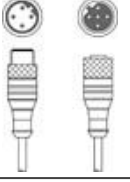
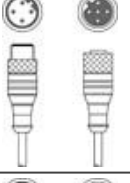
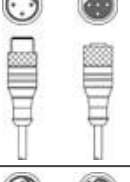
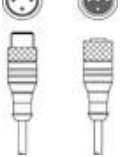
**Part no.: 50116325 – BCL 304i OL 100 D H – Stationary bar code reader**

|   | Part no. | Designation         | Article          | Description  |
|---|----------|---------------------|------------------|--|
|    | 50132080 | KD U-M12-5A-V1-100  | Connection cable | Connection 1: Connector, M12, Axial, Female, A-coded, 5 -pin<br>Connection 2: Open end<br>Shielded: No<br>Cable length: 10,000 mm<br>Sheathing material: PVC                                       |
|    | 50132432 | KD U-M12-5A-V1-300  | Connection cable | Connection 1: Connector, M12, Axial, Female, A-coded, 5 -pin<br>Connection 2: Open end<br>Shielded: No<br>Cable length: 30,000 mm<br>Sheathing material: PVC                                       |
|    | 50135247 | KS PB-M12-4A-P3-020 | Connection cable | Suitable for interface: PROFIBUS DP<br>Connection 1: Connector, M12, Axial, Male, B-coded, 4 -pin<br>Connection 2: Open end<br>Shielded: Yes<br>Cable length: 2,000 mm<br>Sheathing material: PUR  |
|    | 50135248 | KS PB-M12-4A-P3-050 | Connection cable | Suitable for interface: PROFIBUS DP<br>Connection 1: Connector, M12, Axial, Male, B-coded, 4 -pin<br>Connection 2: Open end<br>Shielded: Yes<br>Cable length: 5,000 mm<br>Sheathing material: PUR  |
|   | 50135249 | KS PB-M12-4A-P3-100 | Connection cable | Suitable for interface: PROFIBUS DP<br>Connection 1: Connector, M12, Axial, Male, B-coded, 4 -pin<br>Connection 2: Open end<br>Shielded: Yes<br>Cable length: 10,000 mm<br>Sheathing material: PUR |
|  | 50135250 | KS PB-M12-4A-P3-150 | Connection cable | Suitable for interface: PROFIBUS DP<br>Connection 1: Connector, M12, Axial, Male, B-coded, 4 -pin<br>Connection 2: Open end<br>Shielded: Yes<br>Cable length: 15,000 mm<br>Sheathing material: PUR |
|  | 50135251 | KS PB-M12-4A-P3-300 | Connection cable | Suitable for interface: PROFIBUS DP<br>Connection 1: Connector, M12, Axial, Male, B-coded, 4 -pin<br>Connection 2: Open end<br>Shielded: Yes<br>Cable length: 30,000 mm<br>Sheathing material: PUR |




**Connection technology - Interconnection cables**

|   | Part no. | Designation                 | Article               | Description   |
|---|----------|-----------------------------|-----------------------|---|
|  | 50117011 | KB USB A - USB miniB        | Service line          | Suitable for interface: USB<br>Connection 1: USB<br>Connection 2: USB<br>Shielded: Yes<br>Cable length: 1,500 mm<br>Sheathing material: PVC   |
|  | 50135252 | KDS PB-M12-4A-M12-4A-P3-010 | Interconnection cable | Suitable for interface: PROFIBUS DP<br>Connection 1: Connector, M12, Axial, Female, B-coded, 2 -pin<br>Connection 2: Connector, M12, Axial, Male, B-coded, 4 -pin<br>Shielded: Yes<br>Cable length: 1,000 mm<br>Sheathing material: PUR |

**Part no.: 50116325 – BCL 304i OL 100 D H – Stationary bar code reader**


|   | Part no. | Designation                 | Article               | Description  |
|---|----------|-----------------------------|-----------------------|--|
|    | 50135253 | KDS PB-M12-4A-M12-4A-P3-020 | Interconnection cable | Suitable for interface: PROFIBUS DP<br>Connection 1: Connector, M12, Axial, Female, B-coded, 2 -pin<br>Connection 2: Connector, M12, Axial, Male, B-coded, 4 -pin<br>Shielded: Yes<br>Cable length: 2,000 mm<br>Sheathing material: PUR  |
|    | 50135254 | KDS PB-M12-4A-M12-4A-P3-050 | Interconnection cable | Suitable for interface: PROFIBUS DP<br>Connection 1: Connector, M12, Axial, Female, B-coded, 2 -pin<br>Connection 2: Connector, M12, Axial, Male, B-coded, 4 -pin<br>Shielded: Yes<br>Cable length: 5,000 mm<br>Sheathing material: PUR  |
|    | 50135255 | KDS PB-M12-4A-M12-4A-P3-100 | Interconnection cable | Suitable for interface: PROFIBUS DP<br>Connection 1: Connector, M12, Axial, Female, B-coded, 2 -pin<br>Connection 2: Connector, M12, Axial, Male, B-coded, 4 -pin<br>Shielded: Yes<br>Cable length: 10,000 mm<br>Sheathing material: PUR |
|    | 50135256 | KDS PB-M12-4A-M12-4A-P3-150 | Interconnection cable | Suitable for interface: PROFIBUS DP<br>Connection 1: Connector, M12, Axial, Female, B-coded, 2 -pin<br>Connection 2: Connector, M12, Axial, Male, B-coded, 4 -pin<br>Shielded: Yes<br>Cable length: 15,000 mm<br>Sheathing material: PUR |
|  | 50135257 | KDS PB-M12-4A-M12-4A-P3-300 | Interconnection cable | Suitable for interface: PROFIBUS DP<br>Connection 1: Connector, M12, Axial, Female, B-coded, 2 -pin<br>Connection 2: Connector, M12, Axial, Male, B-coded, 4 -pin<br>Shielded: Yes<br>Cable length: 30,000 mm<br>Sheathing material: PUR |

**Connection technology - Connectors**



|   | Part no. | Designation | Article   | Description  |
|---|----------|-------------|-----------|--|
|  | 50038538 | KD 02-5-BA  | Connector | Suitable for interface: PROFIBUS DP, MultiNet Plus<br>Connection: Connector, M12, Axial, Female, B-coded, 5 -pin |
|  | 50038537 | KD 02-5-SA  | Connector | Suitable for interface: PROFIBUS DP, MultiNet Plus<br>Connection: Connector, M12, Axial, Male, B-coded, 5 -pin   |
|  | 50020501 | KD 095-5A   | Connector | Connection: Connector, M12, Axial, Female, A-coded, 5 -pin   |

Part no.: 50116325 – BCL 304i OL 100 D H – Stationary bar code reader

## Connection technology - Terminating resistors


|   | Part no. | Designation | Article         | Description   |
|---|----------|-------------|-----------------|---|
|  | 50038539 | TS 02-4-SA  | Terminator plug | Suitable for: MultiNet Plus, PROFIBUS DP<br>Connection 1: Connector, M12, Axial, Male, B-coded, 4 -pin<br>Function: Bus termination |

## Connection technology - Terminal boxes



|   | Part no.   | Designation | Article         | Description  |
|---|------------|-------------|-----------------|--|
|  | 50116465 * | MK 304      | Connection unit | Suitable for: BCL 304i, BPS 304i<br>Suitable for interface: PROFIBUS DP<br>Number of connections: 4 Piece(s)<br>Connection: Terminal       |
|  | 50116470 * | MS 304      | Connection unit | Suitable for: BCL 304i, BPS 304i<br>Suitable for interface: PROFIBUS DP<br>Number of connections: 4 Piece(s)<br>Connection: Connector, M12 |

\* Necessary accessories, please order separately


## Mounting technology - Mounting brackets

|   | Part no. | Designation | Article         | Description   |
|---|----------|-------------|-----------------|---|
|  | 50121433 | BT 300 W    | Mounting device | Contains: 4x M4 x 10 screw, 4x position washers, 4x lock washers<br>Design of mounting device: Angle, L-shape<br>Fastening, at system: Through-hole mounting<br>Mounting bracket, at device: Screw type<br>Type of mounting device: Adjustable<br>Material: Metal |



## Mounting technology - Rod mounts

|   | Part no. | Designation | Article         | Description   |
|---|----------|-------------|-----------------|---|
|  | 50121434 | BT 300 - 1  | Mounting device | Contains: 4x M4 x 10 screw, 4x position washers, 4x lock washers<br>Design of mounting device: Mounting system<br>Fastening, at system: For 12 mm rod, For 14 mm rod, For 16 mm rod<br>Mounting bracket, at device: Screw type<br>Type of mounting device: Turning, 360°, Adjustable<br>Material: Metal |
|  | 50027375 | BT 56       | Mounting device | Functions: Static applications<br>Design of mounting device: Mounting system<br>Fastening, at system: For 16 mm rod, For 18 mm rod, For 20 mm rod<br>Mounting bracket, at device: Clampable<br>Material: Metal<br>Tightening torque of the clamping jaws: 8 N·m   |


**Part no.: 50116325 – BCL 304i OL 100 D H – Stationary bar code reader**

|   | Part no. | Designation | Article         | Description   |
|---|----------|-------------|-----------------|---|
|  | 50121435 | BT 56 - 1   | Mounting device | Functions: Static applications<br>Design of mounting device: Mounting system<br>Fastening, at system: For 12 mm rod, For 14 mm rod, For 16 mm rod<br>Mounting bracket, at device: Clampable<br>Material: Metal<br>Tightening torque of the clamping jaws: 8 N·m |




**Mounting technology - Other**

|   | Part no. | Designation | Article          | Description   |
|---|----------|-------------|------------------|---|
|  | 50111224 | BT 59       | Mounting bracket | Fastening, at system: Groove mounting<br>Mounting bracket, at device: Clampable<br>Material: Metal                        |
|  | 50124941 | BTU 0300M-W | Mounting device  | Fastening, at system: Through-hole mounting<br>Mounting bracket, at device: Clampable, Groove mounting<br>Material: Metal |


**Reflective tapes for standard applications**

|   | Part no. | Designation     | Article         | Description   |
|---|----------|-----------------|-----------------|---|
|  | 50106119 | REF 4-A-100x100 | Reflective tape | Design: Rectangular<br>Reflective surface: 100 mm x 100 mm<br>Material: Plastic<br>Chemical designation of the material: PMMA<br>Fastening: Self-adhesive |

**Services**

|   | Part no. | Designation | Article          | Description   |
|---|----------|-------------|------------------|---|
|  | S981020  | CS30-E-212  |                  | Details: Compilation of the application data, selection and suggestion of suitable sensor system, drawing prepared as assembly sketch.<br>Conditions: Completed questionnaire or project specifications with a description of the application have been provided.<br>Restrictions: Travel and accommodation charged separately and according to expenditure.  |
|  | S981014  | CS30-S-110  | Start-up support | Details: Performed at location of customer's choosing, duration: max. 10 hours.<br>Conditions: Devices and connection cables are already mounted, price not including travel costs and, if applicable, accommodation expenses.<br>Restrictions: No mechanical (mounting) and electrical (wiring) work performed, no changes (attachments, wiring, programming) to third-party components in the nearby environment. |
|  | S981019  | CS30-T-110  | Product training | Details: Location and content to be agreed upon, duration: max. 10 hours.<br>Conditions: Price not including travel costs and, if applicable, accommodation expenses.<br>Restrictions: Travel costs and accommodation expenses charged separately and according to expenditure.   |

Part no.: 50116325 – BCL 304i OL 100 D H – Stationary bar code reader

|   | Part no. | Designation | Article | Description   |
|---|----------|-------------|---------|---|
|  | S981021  | CS30-V-212  |         | Details: REA evaluation with creation of a test report, evaluation of the code quality.<br>Conditions: Original bar codes to be provided by the client. |