



Part no.: 50109671
IS 212MM/2NO-4NO-S12
Inductive switch



Figure can vary

Contents

- Technical data
- Dimensioned drawings
- Electrical connection
- Diagrams
- Operation and display
- Part number code
- Notes
- Accessories

Technical data

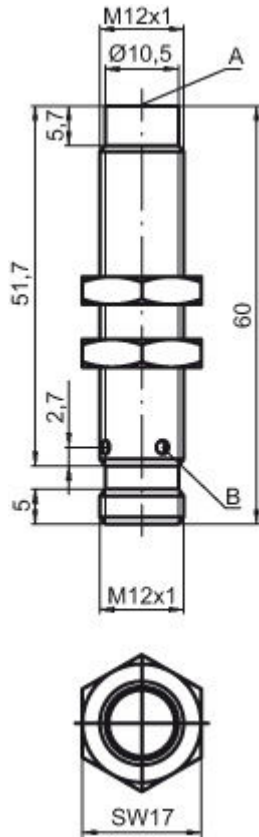
| Basic data | |
|--|--|
| Series | 212 |
| Typ. operating range limit S_n | 4 mm |
| Operating range S_a | 0 ... 3.2 mm |
| Characteristic parameters | |
| MTTF | 910 years |
| Electrical data | |
| Protective circuit | Inductive protection Short circuit protected Polarity reversal protection |
| Performance data | |
| Supply voltage U_B | 10 ... 30 V, DC |
| Residual ripple | 0 ... 20 %, From U_B |
| Open-circuit current | 0 ... 10 mA |
| Temperature drift, max. (in % of S_r) | 10 %, Over the entire operating temperature range |
| Repeatability, max. (in % of S_r) | 5 %, For $U_B = 20 \dots 30$ V DC, ambient temperature $T_a = 23 \text{ °C} \pm 5 \text{ °C}$ |
| Switching hysteresis | 10 % |
| Outputs | |
| Number of digital switching outputs | 1 Piece(s) |
| Switching outputs | |
| Voltage type | DC |
| Switching current, max. | 200 mA |
| Switching voltage | Low: ≤ 2 V |
| Residual current, max. | 0.1 mA |
| Voltage drop | 2 V |
| Switching output 1 | |
| Switching element | Transistor, NPN |
| Switching principle | NO (normally open) |
| Timing | |
| Switching frequency | 2,000 Hz |
| Readiness delay | 80 ms |
| Connection | |
| Number of connections | 1 Piece(s) |
| Connection 1 | |
| Type of connection | Connector |
| Function | Signal OUT Voltage supply |
| Thread size | M12 |
| Type | Male |
| Material | Metal |
| No. of pins | 4 -pin |
| Encoding | A-coded |

Part no.: 50109671 – IS 212MM/2NO-4N0-S12 – Inductive switch

| Mechanical data | |
|--|---|
| Design | Cylindrical |
| Thread size | M12 x 1 mm |
| Dimension (Ø x L) | 12 mm x 60 mm |
| Type of installation | Non-embedded |
| Housing material | Metal, Nickel-plated brass |
| Sensing face material | Plastic, Polybutylene (PBT) |
| Net weight | 26.7 g |
| Housing color | Red, RAL 3000 Silver |
| Type of fastening | Mounting thread |
| Standard measuring plate | 12 x 12 mm ² , Fe360 |
| Operation and display | |
| Type of display | LED |
| Number of LEDs | 1 Piece(s) |
| Environmental data | |
| Ambient temperature, operation | -25 ... 70 °C |
| Ambient temperature, storage | -25 ... 70 °C |
| Certifications | |
| Degree of protection | IP 67 |
| Protection class | II |
| Certifications | c UL US |
| Test procedure for EMC in accordance with standard | IEC 61000-4-4 IEC 61000-4-3 IEC 61000-4-2 |
| Standards applied | IEC 60947-5-2 |
| Correction factors | |
| Aluminum | 0.5 |
| Stainless steel | 0.9 |
| Copper | 0.5 |
| Brass | 0.6 |
| Fe360 steel | 1 |
| Classification | |
| Customs tariff number | 85365019 |
| eCl@ss 8.0 | 27270101 |
| eCl@ss 9.0 | 27270101 |
| ETIM 5.0 | EC002714 |
| ETIM 6.0 | EC002714 |

Dimensioned drawings

All dimensions in millimeters



A Active surface
B Yellow LED

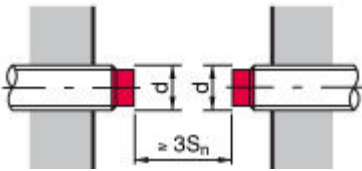
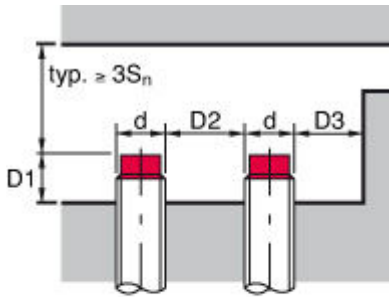
Electrical connection

| Connection 1 | |
|--------------------|------------------------------|
| Type of connection | Connector |
| Function | Signal OUT Voltage supply |
| Thread size | M12 |
| Type | Male |
| Material | Metal |
| No. of pins | 4 -pin |
| Encoding | A-coded |

| Pin | Pin assignment |
|-----|----------------|
| 1 | V+ |
| 2 | n.c. |
| 3 | GND |
| 4 | OUT 1 |

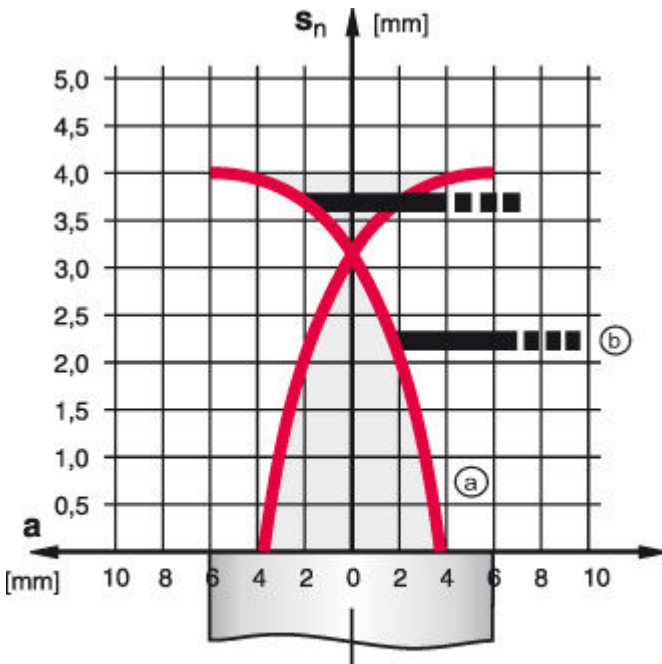
Diagrams

Non-embedded installation



| | |
|------------|----|
| S_n [mm] | 4 |
| $D1$ [mm] | 6 |
| $D2$ [mm] | 16 |
| $D3$ [mm] | 6 |

Types with $S_n = 4.0$ mm



- a Inductive switch
- b Standard measuring plate

Operation and display

LEDs

| LED | Display | Meaning |
|-----|--------------------------|----------------------------------|
| 1 | Yellow, continuous light | Switching output/switching state |

Part number code

Part designation: ISX YYY ZZ/AAA.BB-CCC-DDD-DDD

| | |
|-----|--|
| ISX | Operating principle / construction: IS: inductive switch, standard design ISS: inductive switch, short construction |
| YYY | Series: 203: series with Ø 3 mm 204: series with Ø 4 mm 205: series with M5 x 0.5 external thread 206: series with Ø 6.5 mm 208: series with M8 x 1 external thread 212: series with M12 x 1 external thread 218: series with M18 x 1 external thread 230: series with M30 x 1.5 external thread 240: series in cubic design 244: series in cubic design 255: series with 5 x 5 mm ² cross section 288: series with 8 x 8 mm ² cross section |
| ZZ | Housing / thread: MM: metal housing (active surface: plastic) / metric thread FM: full-metal housing (active surface: stainless steel AISI 316L) / metric thread MP: metal housing (active surface: plastic) / smooth (without thread) |
| AAA | Output current / supply: 4NO: PNP transistor, NO contact 4NC: PNP transistor, NC contact 2NO: NPN transistor, NO contact 2NC: NPN transistor, NC contact 1NO: relay, NO contact / AC/DC 1NC: relay, NC contact / AC/DC 44: 2 PNP transistor switching outputs, antivalent (NO + NC) |
| BB | Special equipment: n/a: no special equipment 5F: food version 5: housing material V2A (1.4305, AISI 303) |
| CCC | Measurement range / type of installation: 1E0: typ. range limit 1.0 mm / embedded installation 1E5: typ. range limit 1.5 mm / embedded installation 2E0: typ. range limit 2.0 mm / embedded installation 3E0: typ. range limit 3.0 mm / embedded installation 4E0: typ. range limit 4.0 mm / embedded installation 5E0: typ. range limit 5.0 mm / embedded installation 6E0: typ. range limit 6.0 mm / embedded installation 8E0: typ. range limit 8.0 mm / embedded installation 10E: typ. range limit 10.0 mm / embedded installation 12E: typ. range limit 12.0 mm / embedded installation 20E: typ. range limit 20.0 mm / embedded installation 22E: typ. range limit 22.0 mm / embedded installation 2N5: typ. range limit 2.5 mm / non-embedded installation 4N0: typ. range limit 4.0 mm / non-embedded installation 8N0: typ. range limit 8.0 mm / non-embedded installation 10N: typ. range limit 10.0 mm / non-embedded installation 12N: typ. range limit 12.0 mm / non-embedded installation 15N: typ. range limit 15.0 mm / non-embedded installation 20N: typ. range limit 20.0 mm / non-embedded installation 25N: typ. range limit 25.0 mm / non-embedded installation 40N: typ. range limit 40.0 mm / non-embedded installation |
| DDD | Electrical connection: n/a: cable, PVC, standard length 2000 mm S12: M12 connector, 4-pin, axial 200-S12: cable, PVC, length 200 mm with M12 connector, 4-pin, axial 200-S8.3: cable, PVC, length 200 mm with M8 connector, 3-pin, axial S8.3: M8 connector, 3-pin, axial 005-S8.3: cable, PVC, length 500 mm with M8 connector, 3-pin, axial |

Part no.: 50109671 – IS 212MM/2NO-4NO-S12 – Inductive switch

Note

A list with all available device types can be found on the Leuze electronic website at www.leuze.com.

Notes

Observe intended use!

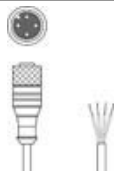

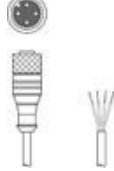


- This product is not a safety sensor and is not intended as personnel protection.
- The product may only be put into operation by competent persons.
- Only use the product in accordance with its intended use.

For UL applications:




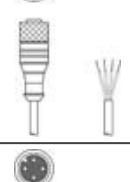

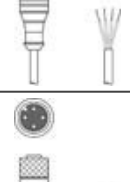
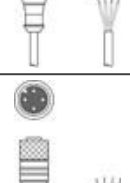
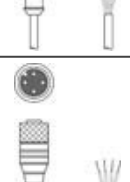
- For UL applications, use is only permitted in Class 2 circuits in accordance with the NEC (National Electric Code).

Accessories



Connection technology - Connection cables

| | Part no. | Designation | Article | Description |
|---|----------|---------------------|------------------|---|
|  | 50112960 | K-D M12A-4P-10m-FAB | Connection cable | Connection 1: Connector, M12, Axial, Female, A-coded, 4 -pin Connection 2: Open end Shielded: No Cable length: 10,000 mm Sheathing material: FAB |
|  | 50104570 | K-D M12A-4P-2m-FAB | Connection cable | Connection 1: Connector, M12, Axial, Female, A-coded, 4 -pin Connection 2: Open end Shielded: No Cable length: 2,000 mm Sheathing material: FAB |
|  | 50104572 | K-D M12A-4P-5m-FAB | Connection cable | Connection 1: Connector, M12, Axial, Female, A-coded, 4 -pin Connection 2: Open end Shielded: No Cable length: 5,000 mm Sheathing material: FAB |
|  | 50112961 | K-D M12W-4P-10m-FAB | Connection cable | Connection 1: Connector, M12, Angled, Female, A-coded, 4 -pin Connection 2: Open end Shielded: No Cable length: 10,000 mm Sheathing material: FAB |
|  | 50104571 | K-D M12W-4P-2m-FAB | Connection cable | Connection 1: Connector, M12, Angled, Female, A-coded, 4 -pin Connection 2: Open end Shielded: No Cable length: 2,000 mm Sheathing material: FAB |



Part no.: 50109671 – IS 212MM/2NO-4N0-S12 – Inductive switch

| | Part no. | Designation | Article | Description |
|---|----------|---------------------------|------------------|---|
|  | 50104573 | K-D M12W-4P-5m- FAB | Connection cable | Connection 1: Connector, M12, Angled, Female, A-coded, 4 -pin Connection 2: Open end Shielded: No Cable length: 5,000 mm Sheathing material: FAB |
|  | 50130654 | KD U-M12-4A- P1-020 | Connection cable | Connection 1: Connector, M12, Axial, Female, A-coded, 4 -pin Connection 2: Open end Shielded: No Cable length: 2,000 mm Sheathing material: PUR |
|  | 50130672 | KD U-M12-4A- P1-020-DP | Connection cable | Connection 1: Connector, M12, Axial, Female, A-coded, 4 -pin Connector, LED: Yes, 1 Piece(s) Connection 2: Open end Shielded: No Cable length: 2,000 mm Sheathing material: PUR |
|  | 50130657 | KD U-M12-4A- P1-050 | Connection cable | Connection 1: Connector, M12, Axial, Female, A-coded, 4 -pin Connection 2: Open end Shielded: No Cable length: 5,000 mm Sheathing material: PUR |
|  | 50130675 | KD U-M12-4A- P1-050-DP | Connection cable | Connection 1: Connector, M12, Axial, Female, A-coded, 4 -pin Connector, LED: Yes, 1 Piece(s) Connection 2: Open end Shielded: No Cable length: 5,000 mm Sheathing material: PUR |
|  | 50130658 | KD U-M12-4A- P1-100 | Connection cable | Connection 1: Connector, M12, Axial, Female, A-coded, 4 -pin Connection 2: Open end Shielded: No Cable length: 10,000 mm Sheathing material: PUR |
|  | 50130676 | KD U-M12-4A- P1-100-DP | Connection cable | Connection 1: Connector, M12, Axial, Female, A-coded, 4 -pin Connector, LED: Yes, 1 Piece(s) Connection 2: Open end Shielded: No Cable length: 10,000 mm Sheathing material: PUR |
|  | 50130648 | KD U-M12-4A- V1-020 | Connection cable | Connection 1: Connector, M12, Axial, Female, A-coded, 4 -pin Connection 2: Open end Shielded: No Cable length: 2,000 mm Sheathing material: PVC |
|  | 50130652 | KD U-M12-4A- V1-050 | Connection cable | Connection 1: Connector, M12, Axial, Female, A-coded, 4 -pin Connection 2: Open end Shielded: No Cable length: 5,000 mm Sheathing material: PVC |
|  | 50130653 | KD U-M12-4A- V1-100 | Connection cable | Connection 1: Connector, M12, Axial, Female, A-coded, 4 -pin Connection 2: Open end Shielded: No Cable length: 10,000 mm Sheathing material: PVC |


Part no.: 50109671 – IS 212MM/2NO-4NO-S12 – Inductive switch

| | Part no. | Designation | Article | Description |
|---|----------|-----------------------|------------------|--|
|    | 50132431 | KD U-M12-4A-V1-200 | Connection cable | Connection 1: Connector, M12, Axial, Female, A-coded, 4 -pin Connection 2: Open end Shielded: No Cable length: 20,000 mm Sheathing material: PVC |
|    | 50132430 | KD U-M12-4A-V1-300 | Connection cable | Connection 1: Connector, M12, Axial, Female, A-coded, 4 -pin Connection 2: Open end Shielded: No Cable length: 30,000 mm Sheathing material: PVC |
|    | 50130692 | KD U-M12-4W-P1-020 | Connection cable | Connection 1: Connector, M12, Angled, Female, A-coded, 4 -pin Connection 2: Open end Shielded: No Cable length: 2,000 mm Sheathing material: PUR |
|    | 50130718 | KD U-M12-4W-P1-020-DP | Connection cable | Connection 1: Connector, M12, Angled, Female, A-coded, 4 -pin Connector, LED: Yes, 1 Piece(s) Connection 2: Open end Shielded: No Cable length: 2,000 mm Sheathing material: PUR |
|    | 50130694 | KD U-M12-4W-P1-050 | Connection cable | Connection 1: Connector, M12, Angled, Female, A-coded, 4 -pin Connection 2: Open end Shielded: No Cable length: 5,000 mm Sheathing material: PUR |
|    | 50130720 | KD U-M12-4W-P1-050-DP | Connection cable | Connection 1: Connector, M12, Angled, Female, A-coded, 4 -pin Connector, LED: Yes, 1 Piece(s) Connection 2: Open end Shielded: No Cable length: 5,000 mm Sheathing material: PUR |
|    | 50130695 | KD U-M12-4W-P1-100 | Connection cable | Connection 1: Connector, M12, Angled, Female, A-coded, 4 -pin Connection 2: Open end Shielded: No Cable length: 10,000 mm Sheathing material: PUR |
|    | 50130721 | KD U-M12-4W-P1-100-DP | Connection cable | Connection 1: Connector, M12, Angled, Female, A-coded, 4 -pin Connector, LED: Yes, 1 Piece(s) Connection 2: Open end Shielded: No Cable length: 10,000 mm Sheathing material: PUR |
|    | 50130688 | KD U-M12-4W-V1-020 | Connection cable | Connection 1: Connector, M12, Angled, Female, A-coded, 4 -pin Connection 2: Open end Shielded: No Cable length: 2,000 mm Sheathing material: PVC |
|    | 50130690 | KD U-M12-4W-V1-050 | Connection cable | Connection 1: Connector, M12, Angled, Female, A-coded, 4 -pin Connection 2: Open end Shielded: No Cable length: 5,000 mm Sheathing material: PVC |




Part no.: 50109671 – IS 212MM/2NO-4NO-S12 – Inductive switch

| | Part no. | Designation | Article | Description |
|---|----------|--------------------|------------------|---|
|  | 50130691 | KD U-M12-4W-V1-100 | Connection cable | Connection 1: Connector, M12, Angled, Female, A-coded, 4 -pin Connection 2: Open end Shielded: No Cable length: 10,000 mm Sheathing material: PVC |
|  | 50132641 | KD U-M12-4W-V1-200 | Connection cable | Connection 1: Connector, M12, Angled, Female, A-coded, 4 -pin Connection 2: Open end Shielded: No Cable length: 20,000 mm Sheathing material: PVC |

Mounting technology - Mounting brackets

| | Part no. | Designation | Article | Description |
|---|----------|-------------|------------------|--|
|  | 50113549 | BT D12M.5 | Mounting bracket | Diameter, inner: 12 mm Design of mounting device: Angle, L-shape Fastening, at system: Through-hole mounting Mounting bracket, at device: Screw type Type of mounting device: Rigid Material: Stainless steel |

Mounting technology - Other

| | Part no. | Designation | Article | Description |
|---|----------|-------------|---------|---|
|  | 50132728 | AC D12M-CS | Clamp | Contains: 2x M16 mounting nut Diameter, inner: 12 mm Design of mounting device: Mounting clamp Fastening, at system: Screw type, Through-hole mounting Mounting bracket, at device: insertable, Clampable with limit stop Type of mounting device: Clampable, With limit stop Material: Metal |
|  | 50111499 | MC 012K | Clamp | Diameter, inner: 12 mm Design of mounting device: Mounting clamp Fastening, at system: Through-hole mounting Mounting bracket, at device: Clampable Type of mounting device: Rigid Material: Plastic |
|  | 50111500 | MC 012K-LS | Clamp | Diameter, inner: 12 mm Design of mounting device: Mounting clamp Fastening, at system: Through-hole mounting Mounting bracket, at device: Clampable with limit stop Type of mounting device: Rigid Material: Plastic |