

# Pulse counters, electromechanical

<b>Mini counters</b>	<b>5 digits with reset (AC+DC)</b>	<b>W 15</b>
----------------------	------------------------------------	-------------



The mini totalizers W 15 are manually resettable and have been designed for various front panel sizes in a wide variety of applications.

They offer an excellent price / performance ratio and are easy to operate.

## Characteristics

- 5-digit miniature pulse counter, adding with manual reset.
- Low power consumption.
- Available for all common DC and AC voltages.
- DIN housing 48 x 24 mm available.

## Benefits

- Long service life (50 million pulses).
- Ideal for battery operation and electronic switching operations.

## Applications

Machines and appliances, battery-powered devices, heat and water consumption measurement, establishing tolls and charges, general quantity counting.

## Type series

Description	Panel mount dimensions	Housing	Display	Type	Order information
Panel mount with mounting clip, 34 x 23 mm [1.34 x 0.91"]	31 x 20 mm [1.22 x 0.79"]	plastic	front side	<b>W 15.21</b>	• Art. no.
Panel mount with mounting clip, 48 x 24 mm [1.89 x 0.94"]	45 x 22 mm [1.77 x 0.87"]	plastic	front side	<b>W 15.51</b>	• For special voltages, please give type, voltage, kind of voltage and series e.g.: W 15.21, 4.5 V DC/0 black

Accessories	Dimensions in mm [inch]	Order no.
<b>Adapter front bezel, 53 x 28</b> [2.09 x 1.10]	for cut-out 50 x 25 [1.97 x 0.98] to cut-out 45 x 22.2 [1.77 x 0.87], with clip mounting for counters 48 x 24 [1.89 x 0.94]	anthracite <b>T008180</b>
<b>Adapter front bezel, 56 x 40</b> [2.20 x 1.57]	for cut-out 50 x 25 [1.97 x 0.98] to cut-out 45 x 22.2 [1.77 x 0.87], with screw mounting for counters 48 x 24 [1.89 x 0.94]	anthracite <b>T008181</b>
<b>Adapter front bezel, 72 x 36</b> [2.83 x 1.42]	for cut-out 68 x 33 [2.68 x 1.30] to cut-out 45 x 22.2 [1.77 x 0.87], for counters 48 x 24 [1.89 x 0.94], as set	black and silver anodised <b>162704 Set</b>
<b>Adapter front bezel, 48 x 48</b> [1.89 x 1.89]	for cut-out 45 x 45 [1.77 x 1.77] to cut-out 45 x 22.2 [1.77 x 0.87], with clip mounting for counters 48 x 24 [1.89 x 0.94]	black <b>T008883</b>
<b>Adapter front bezel, 60 x 50</b> [2.36 x 1.97]	for cut-out 54 x 29 [2.13 x 1.14] to cut-out 45 x 22.2 [1.77 x 0.87], with screw mounting and gasket for counters 48 x 24 [1.89 x 0.94]	black <b>N003001</b>
<b>Transparent cover, lockable, IP65</b>	for cut-out 54 x 29 [2.13 x 1.14], for screw mounting to front bezel F1B or adapter front bezel N003001, for counters with cut-out 50 x 25 [1.97 x 0.98] or 45 x 22.2 [1.77 x 0.87]	<b>N003002</b>
<b>Sealing cover type K1, IP65</b>	suitable for front bezel 60 x 50 [2.36 x 1.97] for screw mounting of electromech. counters and via adapter front bezel N003001, for counters 48 x 24 [1.89 x 0.94]	<b>G008301</b>
<b>Mounting frame</b> with cut-out 50 x 25 [2.36 x 1.97] via separate adapter also for 45 x 22.2 [1.77 x 0.87]	for snap-on mounting on 35 [1.38] top-hat DIN rail, for counters 53 x 28 [2.09 x 1.10] and via separate adapter (T008180) for counters 48 x 24 [1.89 x 0.94]	chromated <b>G300004</b>

Suitable gaskets, other accessories and installation examples for optional accessories can be found in chapter accessories or in the accessories section under: [www.kuebler.com/accessories](http://www.kuebler.com/accessories).

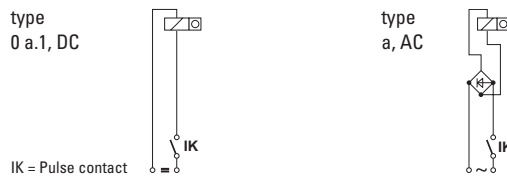
# Pulse counters, electromechanical

<b>Mini counters</b>	<b>5 digits with reset (AC+DC)</b>	<b>W 15</b>
----------------------	------------------------------------	-------------

Technical data		
<b>Electrical connection</b>	standard	flying leads, AWG 22 approx. 150 mm [5.91"] $\varnothing$ 0.34 mm <sup>2</sup> , 6 mm [0.24"] stripped wire ends, tinned
<b>Rated voltage</b>	type 05 (8 Hz) type 0 (10 Hz) type a0 (10 Hz)	1.5 / 3 / 4.5 / 5 / 6 / 12 V DC (+15 %, -5 %) 12 / 24 / 48 / 115 / 230 V DC $\pm$ 10 % 12 / 24 / 48 / 115 / 230 V AC, $\pm$ 10 %
<b>Cycle duration factor</b>		100 %
<b>Height of figures</b>		approx. 4 x 1.7 mm [0.16 x 0.067"]
<b>Color of figures</b>		white on black
<b>Counting mechanism shaft</b>		stainless steel
<b>Operating temperature</b>		-10°C ... +50°C [+14°F ... +122°F] (non-condensing)
<b>Mounting position</b>		any
<b>Operating life</b>		> 50 x 10 <sup>6</sup> pulses
<b>Protection</b>		IP40 (front side)
<b>Weight</b>		approx. 52 g [1.83 oz]
<b>EMC standards</b>		EN 55011 class B EN 61000-6-2, EN 61000-6-3
<b>Device safety</b>	designed to protection class application area	EN 61010 part 1 2 pollution level 2

Options		
<b>Electrical connection</b>		<ul style="list-style-type: none"> <li>· pin <math>\varnothing</math> 1.5 mm with push on connectors (Art. no.: 1.151.X1X.XXX)</li> <li>· with flat pin 0.8 x 2.8 mm [0.032 x 0.11"] and flat push on connectors (Art. no.: 1.159.X1X.XXX)</li> <li>· with flat pin 0.8 x 6.3 mm [0.032 x 0.25"] and flat push on connectors (Art. no.: 1.155.XXX.XXX)</li> <li>· with screw terminal (Art. no.: 1.154.XXX.XXX.023)</li> </ul>
<b>Color of housing</b> (availability see table)	grey black	Art. no.: X.XXX.XX0.XXX Art. no.: X.XXX.XX1.XXX
<b>Extended temperature range</b>		on request

### Connection diagram

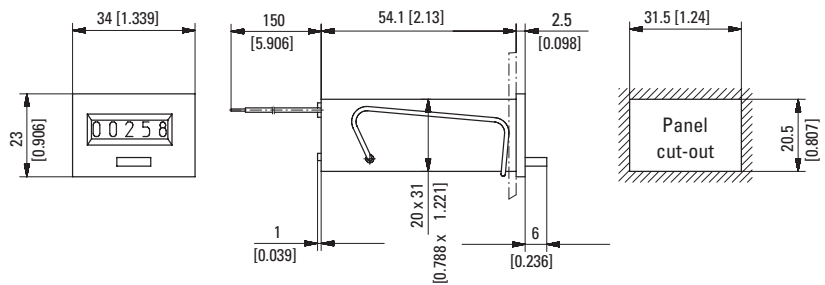


Type / Counting mechanism						
Voltage	Type	Pulse frequency max.	Pulse on time min.	Pulse interval min.	Power consumption approx.	Permi. residual ripple max.
<b>V DC</b>	05	8 Hz	50 ms	75 ms	130 mW	5 %
<b>V DC</b>	0	10 Hz	50 ms	50 ms	0.5 W ( $\leq$ 115 V) 1 W (185 V)	48 %
<b>V AC</b>	a0	10 Hz	50 ms	50 ms	0.75 VA ( $\leq$ 115 V) 1.5 VA (230 V)	–

### Panel mount with mounting clip

Panel mount dimensions 31 x 20 [1.22 x 0.79]

#### Type W 15.21



Color of housing black: Art. no. 1.150.211.XXX

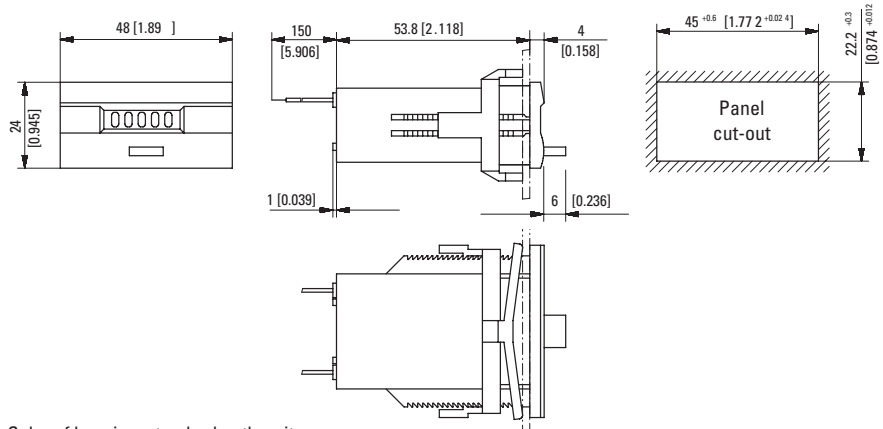
Type	Voltage	Display	Art. no.				Further stock types:
			12 V	24 V	115 V	230 V	
<b>W 15.21</b>	DC (8 Hz) / 05	5 digits	<b>1.150.210.049</b>	<b>1.150.210.050</b>			1.150.211.012 12 V DC/0 sw 1.150.211.013 24 V DC/0 sw 1.150.211.056 230 V AC/a0 sw
	DC (10 Hz) / 0		<b>1.150.210.012</b>	<b>1.150.210.013</b> <sup>1)</sup>			
	AC (10 Hz) / a0			<b>1.150.210.051</b>	<b>1.150.210.054</b>	<b>1.150.210.056</b> <sup>1)</sup>	

# Pulse counters, electromechanical

**Mini counters**      **5 digits with reset (AC+DC)**      **W 15**

**Panel mount with mounting clip**  
 Panel mount dimensions 45 x 22 [1.77 x 0.87]

**Type W 15.51**



Color of housing: standard anthracite

Type	Voltage	Display	Art. no.				
			12 V	24 V	115 V	230 V	
<b>W 15.51</b>	DC (8 Hz) / 05	5 digits	<b>1.150.510.049.550</b>	<b>1.150.510.050.550</b>			
	DC (10 Hz) / 0		<b>1.150.510.012.550</b> <sup>1)</sup>	<b>1.150.510.013.550</b> <sup>1)</sup>			
	AC (10 Hz) / a0			<b>1.150.510.051.550</b>	<b>1.150.510.054.550</b> <sup>1)</sup>	<b>1.150.510.056.550</b> <sup>1)</sup>	